

AG EQUIPMENT

ONTARIO

2025

AGRICULTURE  
COMMERCIAL  
CONSTRUCTION  
FORESTRY  
LANDSCAPING  
ROCK EQUIPMENT



ONTARIO  
AG EQUIPMENT

# INDEX

Aerators - Overseeder. . .	38-39	Harrows. . . . .	94
Aerators - Core . . . . .	83	Hay Handling. . . . .	118-123
Aerators - Spike. . . . .	84	Hay Rakes. . . . .	113-116
Adapter Attachments. . .	143-147	Hiller / Ripper. . . . .	128
ATV Carts . . . . .	85-89	Hydraulic Top Link. . . . .	131
ATV/UTV Sprayers . . . .	77-79	Landscape Rakes . . .	44, 54-55
ATV Spreader . . . . .	64-65	Loader Adapter Brackets. . . . .	143-147
Bale Forks, Spears & Huggers . . . . .	118-123	Log Holder. . . . .	100
Box Scrapers. . . . .	50-52	Logging Winches. . . . .	98-99
Brooms . . . . .	156-157	Manure Forks . . . . .	109
Canopies . . . . .	154-155	Mini-Excavator. . . . .	90-92
Carts . . . . .	85-89	Mixers - Cement . . . .	148-151
Cement Mixers . . . . .	148	Mixers - All Purpose . .	150-151
Chain Harrows. . . . .	94	Moldboard Plow. . . . .	124
Concrete Breaker . . . . .	142	No-Till Drill. . . . .	40
Core Aerators . . . . .	41, 83-84	Overseeders . . . . .	38-39
Crimper . . . . .	117	Packer . . . . .	152
Cultivator . . . . .	153	Pallet Forks . . . . .	111-112, 131
De-Thatcher. . . . .	82	Poly 3PT Spreaders . . .	70-71
Ditch Bank Mower. . . . .	31	Post Driver. . . . .	137-141
Engine Driven Mowers . . . . .	6-7, 18-19	Post Hole Diggers . . .	132-136
Engine Driven Cutters. . . .	6-7	Post Hole Diggers - Hydraulic. . . . .	134-136
Estate Sprayers - Tow. . . .	79	Post Hole Diggers - PTO. . . . .	132-133
Excavator. . . . .	90-92	Post Puller. . . . .	95
Fertilizer Spreaders. . . .	56-75	Potato Planter . . . . .	125
Finishing Mower . . . . .	18-25	Powered Landscape Rake . . . . .	54-55
Flail Mowers . . . . .	26-30	Pulverizers. . . . .	37
Flail Shredder . . . . .	30	Quick Hitches . . . . .	130
Flex Mower . . . . .	24-25	Rakes - Hay. . . . .	113-116
Furrower . . . . .	126-127	Rakes - Landscape . . .	44, 54-55
GPS. . . . .	93	Rotary Broom . . . . .	156-157
Grader Blade. . . . .	46		
Grapples . . . . .	102-108, 110		

**FARM-FLEET<sup>INC.</sup>**

## INDEX

Rotary Cutters . . . . .	6-14
Rotary Tillers . . . . .	32-36
Scraper Blades . . . . .	42-43
Seeders . . . . .	38-40
Sickle Bar Mower . . . . .	15-16
Snow Pusher & Blades . . . . .	47-49
Spiker - Aerator . . . . .	84
Sprayers . . . . .	77-81
Spreaders . . . . .	56-75
Stump Grinder . . . . .	101
Sub-Soilers . . . . .	126
Tillers . . . . .	32-36
Top Link Cylinders . . . . .	131
Tractor Canopies . . . . .	154-155
Trailer Movers . . . . .	131
Tree Cutter . . . . .	14
Tree Puller . . . . .	95
Tree Saw . . . . .	96-97
Winches . . . . .	98-99
Wire Winder & Unroller . . . . .	158

Farm-Fleet reserves the right to correct printing errors, limit quantities or make merchandise substitutions. Pictures are representative only and may vary from actual product. Prices are subject to change without notice. Prices may be subject to additional freight and set-up charges. Not all products are stocked at all locations. F.O.B. St. Marys, Ontario unless otherwise stated.

**FARM-FLEET** INC.



# TABLE OF CONTENTS



[www.amazone.de](http://www.amazone.de)

Spreaders . . . . . 73-75

**BARE-Co**

[www.bare-co.com](http://www.bare-co.com)

Tractor Canopies . . . . . 154-155



[www.befco.com](http://www.befco.com)

Aerator/Overseeder Green Rite . . . . . 38-39

Baby Hop Ground Driven . . . . . 68

Core Aerators . . . . . 41

Finishing Mowers . . . . .

Engine Driven Finish Mower . 19

C30 Series . . . . . 21

C50 Series . . . . . 22

C70 Series . . . . . 23

Flex Mowers . . . . . 24-25

Flail Mowers . . . . .

H40S Series, Hurricane . . . . . 28

H70 Series, Hurricane . . . . . 29

Flail Shredder . . . . . 30

Hay rakes . . . . . 113

Overseeder . . . . . 38-39

Rotary Tillers . . . . .

T30 Series . . . . . 32

T40 Series . . . . . 33

T50 Series . . . . . 34

T60 Series . . . . . 35

T70 Series . . . . . 36

Sickle Bar Mower . . . . . 17

Soil Pulverizers . . . . . 37

Spreaders . . . . . 68-69, 71

Turbo Hop Spreader . . . . . 71



[www.brownmanufacturing.com](http://www.brownmanufacturing.com)

Rotary Cutters HD . . . . . 12-14

Rotary Cutters Tree Cutter . . . . . 14

Tree Saw . . . . . 96-97



Fertilizer Spreaders . . . . . 56-60

Salt & Ice Melt

Spreaders . . . . . 61-63



[www.danuser.com](http://www.danuser.com)

Grapple and Pallet Forks . . . . . 105

Concrete Breaker . . . . . 142

Mixer - Mac Bucket . . . . . 151

Mixer - Mega . . . . . 150

Post Driver . . . . . 137, 140-141

Post Hole Diggers - Hydraulic . . . . . 134-136

Tree / Post Puller . . . . . 95

Wire Winder & Unroller . . . . . 158



Sickle Bar Mower . . . . . 16

Rakes . . . . . 114-115



Box Blades . . . . . 50-51

Middle Buster . . . . . 127

Quick Hitches . . . . . 130



Rotary Cutters . . . . . 8

Cultivator . . . . . 153



[www.fimcoindustries.com](http://www.fimcoindustries.com)

Core Plug Aerator . . . . . 83-84

Dump Carts . . . . . 85-89

Dethatcher . . . . . 82

Sprayers . . . . . 77-81

ATV Spreader . . . . . 65

Spreaders - Broadcast . . . . . 66

# TABLE OF CONTENTS



FORTIS CONSTRUCTION EQUIPMENT

Mini Excavator . . . . . 90-92

## Fransgård

[www.fransgard.dk](http://www.fransgard.dk)

Accessories - Winch . . . . . 99  
Logging Winches . . . . . 98  
Hay Rakes Combi . . . . . 116

## Hackett Harrows

Chain Harrows . . . . . 94



Box Scraper . . . . . 52  
Landscape Rakes . . . . . 44  
Moldboard Plows . . . . . 124  
Rotary Cutter . . . . . 9-11  
Scraper Blades . . . . . 42-43



[www.patchworkgps.com](http://www.patchworkgps.com)

GPS . . . . . 93

## Potato Planter

Potato Planter . . . . . 125



Finishing Mower Eng.Driven . . 18  
Rotary Cutter Eng. Driven . . . 6-7  
Spreader ATV,UTV or Truck . . . 64



Crimper . . . . . 117  
Ditch Bank Mower . . . . . 31  
Furrower . . . . . 126  
Finishing Mower . . . . . 20  
Flail Mower . . . . . 26-27  
Hiller / Ripper . . . . . 128  
No-Till Drill . . . . . 40  
Packer . . . . . 152  
Pallet Forks, 3PH . . . . . 131  
Spreaders . . . . . 67, 70  
Spreader - Side Shot . . . . . 72  
Trailer Movers . . . . . 131



**TIMBER CROC**

Log Holder . . . . . 100



[www.worksaver.com](http://www.worksaver.com)

Bale Forks & Spears . . . 118-123  
Cement Mixers . . . . . 148  
Grader Blade - Skid Steer . . . 46  
Grapples . . 102-104, 106-108, 110  
Hay Handling Attachments 118-123  
Hydraulic Top Link . . . . . 131  
Landscape Rakes . . . . 44, 54-55  
Loader Adapter Brackets . 143-147  
Manure Forks . . . . . 109  
Pallet Forks . . . . . 111-112  
Post Drivers 3Pt. & Skid Steer . . 138-139  
Powered Landscape Rake . . 54-55  
Post Hole Diggers . . . . 132-133  
Rotary Broom . . . . . 156-157  
Snow Blades . . . . . 48-49  
Snow Pusher . . . . . 47  
Stump Grinder . . . . . 101

# ROTARY CUTTER

## Engine Driven

## Walk Behind



Swisher's 24" walk-behind rough-cut mower is perfect for cutting trails through the woods and clearing fields and ditches year-round. It will clear the densest undergrowth and saplings up to 1-1/2 inches in diameter. This self-propelled walk-behind features an 11-1/2-HP Briggs & Stratton engine and a heavy-duty fabricated cutting deck with a 4" fixed cutting height. The single, fixed hardened-steel blade zips through brush and saplings with ease, and the blade is enclosed for maximum safety. Handlebar mounted controls are easily accessed for total control and safety. The adjustable height handlebar eases operator control. Two heavy duty front casters remove the unit weight off the operator and improve stability and ease of use. Large pneumatic chevron tires roll easily over the roughest terrain for excellent traction in all conditions. The four-speed transmission is great for setting a comfortable pace, and a reverse mode is handy for backing out of rough spots. Front and side safety deflectors protect against flying debris while the wire shield protects electrical components.

- \* 11.5 HP Briggs and Stratton recoil start engine
- \* 24" self-propelled walk-behind rough cut mower
- \* Single fixed hardened steel, rough cut blade
- \* 4" fixed cutting height
- \* 4-Speed transmission with reverse
- \* Front safety deflectors and wire shield
- \* Operator presence blade engagement and drive control
- \* Adjustable height handlebar with hand controls
- \* Large pneumatic chevron tread tires
- \* 2 Heavy duty front casters

MODEL	DESCRIPTION	WEIGHT	LIST PRICE
WRC11524BSC	11.5 HP, 24" walk behind Rotary Cutter	383 lbs.	\$6899

# ROTARY CUTTER

## Engine Driven

## Pull Type



SWISHER rough cut Trailcutter is perfect for any big mowing job. Backed by the power of 60 + years of design experience, this mower is designed to dramatically reduce mowing time. The SWISHER Trailcutter easily attaches to your ATV, UTV or lawn tractor. This model will cut saplings up to 3" in diameter and thick brush with two heavy duty swinging blades. A convenient single point cutting height adjustment has a 3" to 7" range. The remote control operator console lets you safely engage and disengage the mower blades from your ATV or tractor seat.

- \* 14.5HP Kawasaki v-twin electric start engine
- \* Offsets, left/right/center articulating
- \* Two 16" pneumatic tires
- \* Two H.D. hardened steel swinging blades
- \* Up to 3" sapling cutting diameter
- \* 2.5 US gallon fuel capacity
- \* 2" trailer hitch ball coupler
- \* 12V electric start
- \* Remote Operator Control Console
- \* 12V battery EXTRA (not included)
- \* Top link height adjustment and deck leveling
- \* 5 possible offset positions

MODEL	DESCRIPTION	WEIGHT	LIST PRICE
RC14544CPKA	44", 14.5 HP Kawasaki Commercial Pro Engine Electric start, 2 wheel	400 lbs.	\$8399

**ROTARY CUTTERS**  
**3 Pt. PTO**  
**Standard Duty**

**FIELDKING**



These rotary cutters are powerful enough to cope with material up to 1.5" diameter. Designed for fast application to any type of tractor with 3 point linkage. Cutting height ranges from 1" to 8". They are designed for 15 to 45 HP tractors, and come with a 540 RPM Slip Clutch PTO. Cutters also come complete with chain guards on all models.

- \* Cat-I, 3 Pt Hitch for 48" to 72" model, Cat-II for 84" model
- \* 540 RPM PTO with slip clutch standard
- \* Round pan blade carrier
- \* Scalping is minimal
- \* 3mm deck thickness (10 guage = 2.59mm)
- \* 5mm side skid thickness (4 gauge = 5mm)
- \* Gearbox rated from 40 to 90 HP
- \* Chain guards standard

MODEL	CUTTING WIDTH	GEARBOX RATING	WEIGHT	LIST PRICE
FKRC48	4' / 48"	40 HP	538 lbs.	\$2299
FKRC60	5' / 60"	75 HP	617 lbs.	\$2799
FKRC72	6' / 72"	75 HP	725 lbs.	\$2999
FKRC84	7' / 84"	90 HP	1375 lbs.	\$4399

# ROTARY CUTTERS

## 3 Pt. PTO

## 1200 Series

## Standard Duty



These affordable rotary cutters, built by Ironcraft, are ideal for the cutting of grass, weeds and light brush up to 1.5" diameter. They are designed to work with 15 to 65 HP tractors, and are available in 48", 60", and 72" widths. This unit features an 11 ga. deck, 7" side bands, CAT I – 3 Pt Hitch, and 540 RPM shear pin PTO. Manufactured in USA.

- \* Cat I, 3 Pt hitch
- \* Series 4 Shear pin PTO shaft with PTO shielding
- \* Pan stump jumper
- \* Single 4" x 15" wheel with solid laminated rubber tire
- \* Regreaseable cast wheel hub
- \* 55 HP rated gear box
- \* 11 ga. Steel round back deck with 7" sides
- \* 1.5" cutting capacity
- \* Optional safety guard chains available

MODEL	REQUIRED PTO HP	CUTTING WIDTH	WEIGHT	LIST PRICE
1204	15 - 45	48" / 4'	538 lbs.	\$2749
1205	25 - 45	60" / 5'	596 lbs.	\$2999
1206	40 - 65	72" / 6'	726 lbs.	\$3699

The manufacturer highly recommends the use of optional safety guard chains.

### OPTIONS:

MODEL	DESCRIPTION	LIST PRICE
CG1204	48" / 4' Safety guard chain kit	\$689
CG1205	60" / 5' Safety guard chain kit	\$819
CG1206	72" / 6' Safety guard chain kit	\$879

*Weights indicated are base machine weight, not shipping weight*

# ROTARY CUTTERS

## 3 Pt. PTO

### 1500 Series (7')

### Medium Duty



This 7' affordable rotary cutter, built by Ironcraft, is ideal for the cutting of grass, weeds and light brush up to 3" diameter. This unit features a 10 ga. deck, 8" side bands, CAT II – 3 Pt Hitch, and 540 RPM PTO with slip clutch. Manufactured in USA.

- \* HP requirements: 55 - 95
- \* Cat II, 3 Pt hitch
- \* Series 6 Slip clutch PTO shaft with PTO shielding
- \* 3/4" plate stump jumper
- \* Dual wheels with 4" x 15" solid laminated rubber tire
- \* Regreaseable cast wheel hub
- \* 150 HP rated gear box
- \* 10 ga. Steel round back deck with 8" sides
- \* Flat bar and formed channel deck reinforcing
- \* 3" cutting capacity
- \* Optional safety guard chains available

MODEL	MAXIMUM PTO HP	CUTTING WIDTH	WEIGHT	LIST PRICE
1507	90 HP	84" / 7'	1305 lbs.	\$7999

The manufacturer highly recommends the use of optional safety guard chains.

#### OPTIONS:

MODEL	DESCRIPTION	LIST PRICE
CG1507	84" / 7' Safety chain guard kit	\$1219

# ROTARY CUTTERS

**3 Pt. PTO**

**1800 Series (8')**

**Heavy Duty**



Shown with optional Safety Chain Guard

This 8' Heavy-Duty Dual Spindle Cutter is designed for heavy duty applications such as weeds, grass, and brush up to 3" diameter. This cutter is designed to work with 42 minimum HP tractors, with CAT I & II 3 Pt Hitch. The cutter features a 94" cutting width, and cutting height from 2" to 10". Manufactured in USA.

- \* HP requirements: 42 min. to 70 max.
- \* Cat I & II, 3 Pt hitch
- \* Series 5 Slip clutch PTO shaft with PTO shielding
- \* 5/8" plate stump jumper
- \* Dual wheels with 4" x 15" solid laminated rubber tire
- \* Regreaseable cast wheel hub
- \* 125 HP rated centre gear box
- \* 100 HP rated outboard gear boxes
- \* 10 ga. Steel deck with 8" sides
- \* 3" cutting capacity
- \* Optional safety guard chains available

MODEL	MAXIMUM PTO HP	CUTTING WIDTH	WEIGHT	LIST PRICE
1808	125 HP	94"	1250 lbs.	\$11,899

The manufacturer highly recommends the use of  
optional safety guard chains.

## **OPTIONS:**

MODEL	DESCRIPTION	LIST PRICE
CG1708	94" Safety chain guard kit	\$1429

# ROTARY CUTTERS

## 410 SERIES

### HEAVY DUTY 3 Pt.



415



417

With over 50 years of innovative design and production, BROWN Mfg. has set the standard for heavy duty rotary cutters. The 410 series rotary cutter comes with a 130 HP rated gearbox, with limited 5 year warranty. Available in four sizes, 5', 6', 7' & 8' with a slip-clutch PTO Shaft. This heavy duty cutter is tough enough to cut heavy brush and trees up to 2" in diameter.

- \* Deck Design, round back, reinforced
- \* Deck Construction, all welded 7 gauge (3/16") steel
- \* 130 HP rated gearbox, limited 5 year warranty
- \* Cat. 5 Slip-clutch PTO shaft on 5' & 6' models
- \* Cat. 6 - 4 Disc slip-clutch PTO shaft on 7' and 8' models
- \* Laminated solid rubber tail wheels
- \* 5' & 6' single tail wheel
- \* 7' & 8' dual tail wheels
- \* 5' & 6' Cat. I/II clevis style 3 Pt. hitch
- \* 7' Cat. II, 8' Cat. II / III clevis style 3 Pt. Hitch
- \* Stump Jumper 3/16" with 1" x 5" solid bar
- \* 1/2" x 4" heat treated/up draft type blades
- \* Replaceable slides
- \* Replaceable front rubber deflector
- \* Optional chain guards available

MODEL	DESCRIPTION	WEIGHT	LIST PRICE
415	5' Rotary Cutter, Single Tail Wheel	900 lbs.	\$6599
416	6' Rotary Cutter, Single Tail Wheel	1060 lbs.	\$7799
417	7' Rotary Cutter, Dual Tail Wheel	1375 lbs.	\$10,999
418	8' Rotary Cutter, Dual Tail Wheel	2096 lbs.	\$12,899

#### **OPTIONS:**

MODEL	DESCRIPTION	WEIGHT	LIST PRICE
4-007	5' Front Chain Guard	53 lbs.	\$469
232-0031	5' Rear Chain Guard	21 lbs.	\$399
4-009	6' Front Chain Guard	57 lbs.	\$519
232-0030	6' Rear Chain Guard	37 lbs.	\$489
4-011	7' Front Chain Guard	67 lbs.	\$589
232-0032	7' Rear Chain Guard	42 lbs.	\$499
232-0830	8' Front Chain Guard	84 lbs.	\$699
232-0850	8' Rear Chain Guard	57 lbs.	\$613

# ROTARY CUTTERS

## 600 SERIES

### HEAVY DUTY 3 Pt.



[Click for Video](#)



Model 684 shown with dual wheels

With over 50 years of innovative design and production, BROWN Mfg. has set the standard for heavy duty rotary cutters. The 600 series rotary cutter comes with a 165 HP rated gearbox, with limited 5 year warranty. Available in two sizes, 6' and 7' with a slip-clutch PTO Shaft, this heavy duty brush cutter is tough enough to cut heavy brush and trees up to 4" in diameter.

- \* Deck Construction, all welded 1/4" thick, steel plate
- \* 165 HP rated gearbox, 1:1.5 ratio
- \* Available in 540 RPM & 1000 RPM
- \* Cat. 8 - 4 Slip-clutch PTO shaft
- \* Laminated solid rubber tail wheels 5.00 x 8
- \* Available with single or dual tail wheel
- \* Cat. II clevis style with flex link 3 Pt. hitch
- \* 1-1/4"- 6' & 1"- 7' solid blade bar
- \* 5/8" x 6" Blades(Ultra-Kor tm)
- \* Replaceable slides 5/8" x 2 1/2"
- \* Reinforced rear deflector shield
- \* Standard front safety chain guards

MODEL	DESCRIPTION	WEIGHT	LIST PRICE
672HD	6' Brush Cutter 540 RPM Single tail wheel	1600 lbs	\$15,599
672HD-1	6' Brush Cutter 1000 RPM Single tail wheel	1600 lbs	\$15,599
672HD-D	6' Brush Cutter 540 RPM Dual tail wheel	1720 lbs	\$16,599
672HD-D-1	6' Brush Cutter 1000 RPM Dual tail wheel	1720 lbs	\$16,599
684	7' Brush Cutter 540 RPM Dual tail wheel	2200 lbs	\$17,899
684-1	7' Brush Cutter 1000 RPM Dual tail wheel	2200 lbs	\$17,899

*Weights indicated are base machine weight, not shipping weight*

# ROTARY CUTTER TREE CUTTER



TCO

[Click for Video](#)



TCF

The BROWN Mfg. 3 Pt. hitch Tree Cutter can give you the high performance and ability you expect from a machine of this quality. With either an open deck or the versatility of a folding deck unit you can cut and mulch trees, up to 8" diameter.

<b>Model Price</b>	<b>TCO-2525C</b> <b>\$18,199</b>	<b>TCO-2625C</b> <b>\$22,599</b>	<b>TCF-2625</b> <b>\$25,199</b>
Model/RPM	Open Deck 540 RPM	Open Deck 540 RPM	Folding Deck 540 RPM
<b>Model Price</b>	<b>TCO-2520C</b> <b>\$18,199</b>	<b>TCO-2620C</b> <b>\$22,599</b>	<b>TCF-2620</b> <b>\$25,199</b>
Model/RPM	Open Deck 1000 RPM	Open Deck 1000 RPM	Folding Deck 1000 RPM
<b>Cutting Width</b>	<b>60"</b>	<b>72"</b>	<b>72"</b>
<b>PTO</b>	<b>Over-running 4 Disc Slip Clutch PTO</b>		
<b>Frame</b>	<b>3 x 3 x 1/4" Tubing</b>	<b>3 x 3 x 1/4" Tubing</b>	<b>3 x 3 x 1/4" Tubing</b>
<b>Deck</b>	<b>3/16" Plate Reinforced</b>	<b>Reinforced Double 1/4" plate to 1/2" total</b>	<b>Reinforced Double 1/4" plate to 1/2" total</b>
<b>Weight</b>	<b>1,705 Lbs.</b>	<b>2,455 Lbs.</b>	<b>2,710 Lbs.</b>
<b>Rear Guard / Rear Deck</b>	<b>2 Coil springs, collapsible push bar type</b>	<b>2 Coil springs, collapsible push bar type</b>	<b>Twin folding Hydraulic rear section</b>
<b>Gear Box</b>	<b>165 HP</b>	<b>165 HP</b>	<b>165 HP</b>
<b>H.P.</b>	<b>60 to 100</b>	<b>70 to 100</b>	<b>80 to 100</b>
<b>Material Size</b>	<b>6" Maximum</b>	<b>8" Maximum</b>	<b>8" Maximum</b>

2620 Series Available with Mechanical Clutch PTO

## NOTES

This image shows a full page of blank, lined paper. It features approximately 28 horizontal blue or grey lines spaced evenly apart, typical of notebook paper. The lines extend across the entire width of the page, leaving small margins at the top and bottom. There are no vertical lines, text, or other markings on the page.

## NOTES

# SICKLE BAR MOWERS



[Click for Video](#)



For tractors from 20 to 75 HP, the double action sickle bar mowers are Category I/II 3 Pt. hitch mounted. Units come with a safety breakaway bar that helps protect the cutter from obstructions in the field. Units come with a second sickle cutting knife. All units are equipped with a hydraulic lift on the cutter bar, single acting, tractor must be equipped with rear remote hydraulic couplers.

- \* **HP Requirements: 20-75, 540 RPM**
- \* **Double action sickle bar**
- \* **Adjustable 3 Pt. hitch**
- \* **Safety release**
- \* **3 Pt. linkage, Cat. 1 and 2**
- \* **Extra blade and chain with hook**
- \* **Transport blade protection**
- \* **Hydraulic lift system**
- \* **Heavy duty shielded PTO shaft (1-3/8" ASAE Cat. 4)**
- \* **Cuts at 90° up and 70° down**
- \* **Belt Driven**
- \* **Hydraulic Lift Cutter bar**
- \* **Tractor counter weight maybe required**

MODEL	CUTTING WIDTH	TRACTOR HP REQ'D	WEIGHT	LIST PRICE
SBM006	6' / 72"	20 - 75	576 lbs.	\$9899
SBM007	7' / 84"	30 - 75	600 lbs.	\$10,199
SBM008	8' / 96"	35 - 75	648 lbs.	\$11,699
SBM009	9' / 108"	35 - 75	731 lbs.	\$11,899

# SICKLE BAR MOWER

## HEAVY DUTY 3 Pt. Hitch



BEFCO'S new heavy duty sickle bar mower for 20 – 75 HP tractors has a heavier cutting bar 20mm thick with more robust guards that can handle rougher conditions. CAT.1 - 3 pt. Hitch, 540 RPM PTO shaft, comes with weight compensation spring, and a safety release latch which protects the unit from obstructions during operation. Includes a hydraulic cylinder to raise and lower cutting bar for mowing at an angle or for transport and storage. These mowers have the capabilities of mowing from 90 degrees UP to -55 degrees DOWN making it capable of handling jobs that are not recommended for conventional disc mowers.

- \* Available in 72", 84" & 96" working width
- \* For 20 – 75 HP Tractors
- \* Cat. I - 3 Pt. hitch
- \* 540 RPM PTO (cat. 4 Shaft)
- \* Max. working speed 9 mph/14 kmph
- \* Hydraulic (single acting ) lift, with hydraulic hose and coupler
- \* c/w extra knife/blade assembly and knife guard
- \* c/w 6 extra knife sections and 2 extra guards

MODEL	CUTTING WIDTH	LIFT TYPE	WEIGHT	LIST PRICE
BSB272	6' / 72"	Hydraulic	628 lbs.	\$13,479
BSB284	7' / 84"	Hydraulic	650 lbs.	\$13,899
BSB296	8' / 96"	Hydraulic	672 lbs.	\$16,799

# FINISHING MOWER

## Engine Driven

## Pull Type



SWISHER finish cut Trailmower is perfect for any large area of grass to be mowed. Backed by the power of 60 + years of design experience, this mower is designed to dramatically reduce mowing time. The SWISHER Trailmower easily attaches to your ATV, UTV or lawn tractor to cut large lawns or park areas. This trailmower is powered by a 14.5 HP Briggs & Stratton engine and gives your lawn a manicured look. A 60" side-discharge fabricated cutting deck cuts a wide swath and spreads the grass out to avoid choking. The true floating deck reduces scalping for professional mowing results, even on tricky terrain. This mower is equipped with a 12 volt key starter (12V battery not included). A universal articulating hitch attaches to any pin hitch system and lets the mower maneuver easily behind the towing vehicle.

- \* 14.5 HP Briggs & Stratton Engine
- \* Offset hitch, left/right/center articulating
- \* Tires four 13x5x6 pneumatic tires
- \* Three finishing cut blades
- \* Side discharge fabricated mower deck
- \* Cutting Height 1.5" – 5.5" Manual 3 point full floating deck
- \* Includes front mount anti-scalping rollers
- \* 2.5 US gallon fuel capacity
- \* Clevis/pin type hitch
- \* 12V electric start
- \* Manual PTO Clutch
- \* 12V battery not included

MODEL	DESCRIPTION	WEIGHT	LIST PRICE
FC14560BS	60", 14.5 HP B&S engine Electric start	353 lbs.	\$7499

# FINISHING MOWERS

## Engine Driven



Gas powered mowers for lawn tractors and ATV's. This three spindle finishing mower comes complete with:

- \* 11.5 HP Briggs & Stratton OHV engine with centrifugal clutch
- \* Rear discharge
- \* Spindle shafts greased from the top for easy service
- \* 4 solid rubber tires for perfectly level cut
- \* Cutting height: 1" to 4"
- \* Cat. 1 ball hitch for rear mounting and 2" receiver hitch for front mounting
- \* Semi pneumatic tires
- \* 10 gauge reinforced mower deck
- \* Heavy duty reinforced belt (BX)
- \* Heavy duty, one piece, balanced steel pulleys
- \* Safety kill switch
- \* High blade tip speed

MODEL	CUTTING WIDTH	BLADE TIP SPEED (FT/MIN)	WEIGHT	LIST PRICE
C30CE5H	60"	14,173	388 lbs.	\$7399

### OPTIONS:

MODEL	DESCRIPTION	LIST PRICE
001-600	Front antiscalping roller	\$319
005-600	Mulching kit for model C30RD5	\$899

# FINISHING MOWERS

## 3 Pt. Rear Discharge



These mowers are ideal for use with 540 RPM 15 – 50 HP tractors with Cat. I 3 Pt. hitch. These three blade finishing mowers with a rotor speed of 2630 RPM are available in 5', 6' and 7' cutting width. These mowers are perfect for maintaining any type of grassy area, from your home estate to golf courses and park areas. These mowers are designed to easily adjust the cutting height, which can be changed by simply adjusting the spacers on the wheel yoke.

- \* Rear Discharge with rear safety chains
- \* 3" x 8" Solid Rubber Wheel/Tires
- \* Floating Style Cat. I 3 Pt. Hitch
- \* 540 RPM PTO
- \* Powder Coat Paint
- \* Deck thickness 5' - 12 ga.  
6' - 10 ga.  
7' - 4 mm
- \* 3 Blades with Greaseable Spindles
- \* Blade tip speed 5' - 14,961 ft/min  
6' - 13,976 ft/min  
7' - 16,142 ft/min
- \* Double V-Belt Drive
- \* Cutting Height Adjustment 1-1/2" to 4-1/2"

MODEL	DESCRIPTION	WEIGHT	LIST PRICE
BFM105	5' / 60" cutting width mower	386 lbs.	\$2599
BFM106	6' / 72" cutting width mower	508 lbs.	\$3159
BFM107	7' / 84" cutting width mower	639 lbs.	\$3999

# FINISHING MOWERS

## C30 Series

### Rear Discharge



Optional front anti-scalping roller

For tractors 16 to 30 HP, 540 RPM, Category 1, 3 Pt. hitch. Rear discharge, three spindle grooming mower.

- \* Highly engineered & rugged gearbox with cooling fins
- \* Front and rear tractor mounting
- \* Four swivel 9" x 3.5" (4 ply with tubes) pneumatic tires
- \* Floating 3 Pt. linkage, Cat. 1
- \* 10 gauge reinforced mower deck
- \* 1" to 4" cutting height
- \* Spindle shafts greased from the top for easy service
- \* Heavy duty reinforced belt (BX)
- \* Heavy duty, one piece, balanced steel pulleys
- \* High blade tip speed
- \* Precise blade overlap
- \* Heavy duty shielded PTO shaft (1-3/8" ASAE Cat. 2)

MODEL	CUTTING WIDTH	TRACTOR HP REQ'D	WEIGHT	LIST PRICE
C30RD5A	60"	16 - 30	364 lbs.	\$6499
C30RD6A	72"	20 - 30	429 lbs.	\$7099

#### OPTIONS:

MODEL	DESCRIPTION	LIST PRICE
001-600	Front antiscalping roller	\$319
005-600	Mulching kit for model C30RD5	\$899
006-600	Mulching kit for model C30RD6	\$959

# FINISHING MOWERS

## C50 Series

### Rear Discharge



Floating Linkage  
on 5' & 6'

[Click for Video](#)

Optional front  
anti-scalping roller



C50RD7A  
Shown

Ideal for tractors from 20 to 50 HP. Category 1, 3 Pt. hitch, 540 RPM. These 3 spindle **BEFCO** rear discharge mowers come complete with:

- \* 1" to 5" cutting height
- \* Highly engineered & rugged gear box with cooling fins
- \* Heavy duty shielded PTO shaft (1-3/8" ASAE Cat. 3)
- \* Four height control bearing wheels
- \* Floating 3 Pt. linkage, Cat. 1
- \* Spindle shafts greased from the top for easy service
- \* Heavy duty, one piece, balanced steel pulleys
- \* Two heavy duty reinforced belts (SPBX)
- \* High blade tip speed
- \* Pneumatic tires 11" x 4" (4 ply with tube)
- \* 8 gauge reinforced mower deck
- \* Four castor wheels
- \* C50RD5 & C50RD6 mowers include standard CAT. I lower lift pins
- \* C50RD7 mower includes CAT. I clevis type lower lift pins

MODEL	CUTTING WIDTH	TRACTOR HP REQ'D	WEIGHT	LIST PRICE
C50RD5A	60"	20 - 50	534 lbs.	\$7899
C50RD6A	72"	25 - 50	584 lbs.	\$8299
C50RD7A	84"	30 - 50	674 lbs.	\$9899

#### **OPTIONS:**

MODEL	DESCRIPTION	LIST PRICE
009-9915	Front anti-scalping roller for 5' and 6' mowers, standard on 7' mower	\$299
005-700	Mulching kit for model C50RD5	\$919
006-700	Mulching kit for model C50RD6	\$1049
007-700	Mulching kit for model C50RD7	\$1229

# FINISHING MOWERS

## C70 Series

### Rear Discharge



For tractors from 30 to 70 HP, Category 1, 3 Pt. hitch, 540 RPM. These 3 spindle **BEFCO** rear discharge mowers come complete with:

- \* Highly engineered & rugged gearbox with cooling fins
- \* Cutting height: 1.3" to 5.3"
- \* Front and rear tractor mounting
- \* Four heavy duty bearing wheels
- \* Floating 3 Pt. linkage, Cat. 1
- \* Two heavy duty reinforced belts (CX)
- \* Heavy duty shielded PTO shaft (1-3/8" ASAE Cat. 4)
- \* Six free swinging kick back blades
- \* Spindle shafts greased from the top for easy service
- \* Heavy duty, one piece, balanced steel pulleys
- \* High blade tip speed
- \* Pneumatic tires 13" x 6.5" 4 ply with tubes
- \* Front anti-scalping roller
- \* 8 gauge reinforced mower deck
- \* Optional hard tires available

MODEL	CUTTING WIDTH	TRACTOR HP REQ'D	WEIGHT	LIST PRICE
C70090A	90"	30 - 70	1137 lbs.	\$16,899
C70110A	110"	40 - 70	1290 lbs.	\$19,899

# FLEX MOWERS

## Pull Type Cyclone Flex



[Click for Video](#)

For tractors from 25 - 80 HP  
For technical specifications on individual mower decks  
see page 23 (C50 Mowers)

- \* HP Requirements: 25-80, 540 RPM
- \* Heavy duty transport frame
- \* Cutting height: 1" to 5"
- \* Pull type mower with high flotation transport tires (20.5" x 8"x10")
- \* Single action hydraulic folding wing system for easy transport and storage
- \* Transport width 7' 10" max.
- \* CV driveline with slip clutch (1-3/8" ASAE Cat. 6)
- \* Deck overlap adjustment 6"
- \* Three front anti-scalping rollers standard
- \* Safety chain shield standard
- \* Remote safety locks for transporting
- \* Each mower deck has four 11" x 4" (4 ply pneumatic tires & tubes)
- \* Optional hard tire available for mower decks. Specify at time of order.

MODEL	CUTTING WIDTH	UNIT MAKE UP	WEIGHT	LIST PRICE
312FLXA	12'	(2) 4ft & (1) 5ft	2694 lbs.	\$45,199
315FLXA	15'	(2) 5ft & (1) 6ft	2826 lbs.	\$49,299
317FLXA	17'	(3) 6ft	2947 lbs.	\$51,299

### OPTIONS:

MODEL	DESCRIPTION	LIST PRICE
009-9556	Mulching kit for model 312-FLX (3 units)	\$2639
009-9557	Mulching kit for model 315-FLX (3 units)	\$2889
009-9558	Mulching kit for model 317-FLX (3 units)	\$2989
009-9817	Hydraulic unlocking system	\$1489
009-9597	Floating hitch	\$689

# FLEX MOWERS

## Super-Flex Pull Type



[Click for Video](#)

For tractors from 35 - 80 HP  
For technical specifications on individual mower decks  
see page 23 (C50 Mowers)

- \* HP Requirements: 35-80, 540 RPM
- \* Extra heavy duty transport frame
- \* 1" to 5" cutting height
- \* Pull type mower with high flotation transport tires (23" x 10.5" x 12")
- \* Single action hydraulic folding wing system for easy transport and storage
- \* Three front anti-scalping rollers standard
- \* CV driveline with slip clutch (1-3/8" ASAE Cat. 6)
- \* Deck overlap adjustment 6"
- \* Safety chain shield standard
- \* Remote safety locks for transporting
- \* Each mower deck has four 13" x 6.5" (4 ply air tires with tubes)

MODEL	CUTTING WIDTH	UNIT MAKEUP	HP REQ'D	WEIGHT	LIST PRICE
412SFLA	12'	(2) 4ft & (1) 5ft	35 - 80	3090 lbs.	\$53,049
415SFLA	15'	(2) 5ft & (1) 6ft	40 - 80	3267 lbs.	\$55,999
417SFLA	17'	(3) 6ft	45 - 80	3438 lbs.	\$60,499
420SFLA	20'	(3) 7ft	50 - 80	3747 lbs.	\$65,099

### OPTIONS:

MODEL	DESCRIPTION	LIST PRICE
009-9556	Mulching kit for model 412-SFL (3 units)	\$2639
009-9557	Mulching kit for model 415-SFL (3 units)	\$2889
009-9558	Mulching kit for model 417-SFL (3 units)	\$2989
009-9559	Mulching kit for model 420-SFL (3 units)	\$3679
009-9817	Hydraulic unlocking system	\$1489
009-9597	Floating hitch	\$689

*Weights indicated are base machine weight, not shipping weight*

# FLAIL MOWERS

## FLM Series

### Heavy Duty



The FLM Series is a heavy duty flail mower available in a center mount, FLM-185 (71") or a hydraulic offset version, FLM-220H (87"). The FLM Series Flail Mowers are suitable for tractors 30-60HP.

- \* Standard Hammer Blades
- \* 4 1/2" Diameter Flail Shaft
- \* 9/16" Flail Shaft Wall Thickness
- \* 3/8" Side Panel Thickness
- \* 3/16" Top Body Thickness
- \* Powder Coat Paint
- \* Category 1 / Cat 2 Hitch
- \* 30 - 60 HP

MODEL	WORKING WIDTH	OFFSET	WEIGHT	LIST PRICE
FLM-180	71"	Center mount	922 lbs.	\$6299
FLM-220H	87"	15-3/4" Hyd. offset	1060 lbs.	\$7599

# FLAIL MOWERS

## FREF Series & FRFM Series



TREF Series



TRMF Series

Tar River Implements 3 pt. Flail Mowers are an excellent choice for maintaining vegetation such as grass, overgrown brush, vines around fields, orchards and vineyards. The TREF Series, Light Duty Flail Mowers are suitable for tractors 15-25 HP. The TRMF Series, Medium Duty Flail Mowers are suitable for tractors 25-45 HP.

- \* Cat. 1 and Cat. 1&2 hitch on offset models
- \* Power coat paint
- \* 3 & 4 belt configurations
- \* Adjustable height control rear roller

### FREF SERIES - LIGHT DUTY

MODEL	WORKING WIDTH	OFFSET	HP REQ'D	WEIGHT	LIST PRICE
TREF-053	53"	N/A	15 - 25	453 lbs.	\$3499
TREF-061	61"	N/A	20 - 25	485 lbs.	\$3699

### FRMF SERIES - MEDIUM DUTY

MODEL	WORKING WIDTH	OFFSET	HP REQ'D	WEIGHT	LIST PRICE
TRMF-061	61"	N/A	25 - 45	670 lbs.	\$4299
TRMF-077	77"	N/A	30 - 45	756 lbs.	\$4999

# FLAIL MOWERS

## H40-S Side Shift, Hurricane



For tractors from 16 to 40 HP, Category 1, 3 Pt. hitch, 540 RPM. All models come complete with the following:

- \* 3/4" to 2-3/8" cutting height
- \* Manual or optional hydraulic side shift up to 16"
- \* Two heavy duty reinforced notched belts (SPBX)
- \* Adjustable cutting height roller
- \* Sealed rotor bearings
- \* Front & rear tractor mounting
- \* Two pc. fine cut knives - Standard
- \* Clockwise rotation is standard
- \* Front rubber safety shielding
- \* Optional hammer type blades available in lieu of standard blades
- \*\*\*Specify at time of order

MODEL	CUTTING WIDTH	STANDARD # BLADES	WEIGHT	LIST PRICE
H40-S48	48"	48	552 lbs.	\$8199
H40-S60	60"	64	624 lbs.	\$8799
H40-S72	72"	76	697 lbs.	\$10,799

### OPTIONS:

MODEL	DESCRIPTION	LIST PRICE
009-9206	Side skid shoes (pair)	\$299
009-9207	Hydraulic cylinder for side shift	\$959
HBD48H40	*Hammer type blades for model H40-048	\$919
HBD60H40	*Hammer type blades for model H40-060	\$1179
HBD72H40	*Hammer type blades for model H40-072	\$1379
	In lieu of standard blades	
	*Specify at time of order	

# FLAIL MOWERS

## H70 Series, Hurricane



[Click for Video](#)



For tractors from 30 to 70 HP, Category 1, 3 Pt. hitch, 540 RPM. Flail mowers come complete with:

- \* 3/4" to 6" cutting height
- \* Front & rear tractor mounting
- \* Adjustable cutting height roller with scraper
- \* High blade tip speed
- \* Heavy duty shielded PTO shaft with over running clutch (1-3/8" ASAE Cat. 4).
- \* Highly engineered & rugged gearbox
- \* Electronically balanced rotor
- \* Two heavy duty reinforced notched belts (CX)
- \* Semi-automatic belt tensioner
- \* Floating top link
- \* Sealed rotor bearings
- \* Fine cut (2 Pc) knives-standard
- \* Regular cut (2 pc reversible Y) knives - Optional
- \* Forward rotor rotation is standard
- \* Reverse rotor rotation is optional (Extra)
- \* Rotor RPM: 2080
- \* Blade tip speed (ft/min): 8464
- \* Optional hammer type blades available in lieu of standard blades

\*\*\*Specify at time of order

MODEL	CUTTING WIDTH	OVERALL WIDTH	# BLADES	WEIGHT	LIST PRICE
H70-060	60"	71"	64	869 lbs.	\$16,999
H70-072	72"	85"	80	955 lbs.	\$17,799
H70-088	88"	99"	96	1078 lbs.	\$18,999

### OPTIONS:

MODEL	DESCRIPTION	LIST PRICE
009-9691	Gauge wheels with laminated tires (pair)	\$2399
HBD60H70	*Hammer type blades for model H70-060	\$1119
HBD72H70	*Hammer type blades for model H70-072	\$1339
HBD88H70	*Hammer type blades for model H70-088	\$1569

In lieu of standard blades

\*Specify at time of order

*Weights indicated are base machine weight, not shipping weight*

# FLAIL SHREDDER

## Destroyer Series



[Click for Video](#)



New from BEFCO a heavy duty Flail shredder, with hydraulic side shift. Available in three sizes 60", 72", and 88". Comes standard with Cat. I & II rear mounted 3 Pt. hitch. Heavy duty hammer type blades that can shred material up to 2" thickness. Horse power recommended 40- 90.

- \* Cat. I & II Rear Mount 3 Pt. Hitch
- \* 540 RPM PTO with Overrunning Clutch is standard
- \* 4 Belt Driven Transmission, with Manual Belt Tensioner
- \* Hydraulic Side Shift (Offset) 12" on 60" model & 16" on 72" & 88" models
- \* Heavy Duty Hammer Type blades
- \* Rotor Diameter 133mm(5-1/4"), 8mm(1/4") thick tube
- \* Height adjustment via rear roller, with scraper
- \* Rear Roller Diameter 168mm(6-1/2"), 4.5mm(3/16") thick tube

MODEL	D90-060	D90-072	D90-088
WORKING WIDTH	60"	72"	88"
OVERALL WIDTH	69"	81"	96"
WEIGHT	1257 lbs.	1345 lbs.	1491 lbs.
# OF HAMMERS	16	20	24
HYD SIDE SHIFT	12"	16"	16"
CUTTING CAPACITY	2"	2"	2"
PRICE	\$21,199	\$22,499	\$23,699

### OPTIONS:

**MODEL**  
009-9969

**DESCRIPTION**  
Skid shoes (pair)

**LIST PRICE**  
\$579

# DITCH BANK MOWER

## Light & Medium Duty



The Tar River hydraulic offset pivoting ditch bank mower is the ideal machine to maintain ditches or embankments around your property. Hook up to the standard 3 point like a normal flail mower that is pulled directly behind the tractor, but when in the full operating position, it will mow up to 90° and down to 35°. All models come standard with heavy hammer knives and a perfectly balanced rotor for a smooth operation

- \* Cat. 1&2 hitch
- \* Powder Coat Paint
- \* Heavy Cast Hammer Knives
- \* 3 & 4 Belt drive configurations
- \* Adjustable Height Control Rear Roller

MODEL	WORKING WIDTH	MINIMUM HP	WEIGHT	LIST PRICE
TRDB-053	53"	30	664 lbs.	\$5399
TRDB-061	61"	35	697 lbs.	\$5599
TRDB-069	69"	45	1002 lbs.	\$7599

# ROTARY TILLERS

## T30 Series

### Manual Side-Shift



For tractors from 16 to 30 HP. Category 1, 3 Pt. hitch, 540 RPM PTO. T30 series tillers come complete with:

- \* HP Requirements: 16-30, 540 RPM
- \* Highly engineered and rugged gearbox with cooling fins
- \* Four blades per flange
- \* High carbon solid steel round rotor shaft allows for a deeper working depth
- \* Heavy duty full size blades
- \* Heavy duty shielded PTO shaft with shear pin coupling (1-3/8" ASAE Cat. 2)
- \* # 60 chain drive
- \* Adjustable side skids for working depth control

MODEL	WORKING				LIST	
	WIDTH	OFFSET	# FLANGES	# BLADES	WEIGHT	PRICE
T30-134	34"	6"	4	16	297 lbs.	\$4959
T30-142	42"	10"	5	20	341 lbs.	\$5089
T30-150	50"	14"	6	24	374 lbs.	\$5999

**ROTARY TILLERS**  
**T40 Series**  
Manual Side-Shift



For tractors 20 to 40 HP. Category 1, 3 Pt. hitch, 540 RPM PTO. T40 series tillers come complete with:

- \* Highly engineered and rugged gearbox
  - \* Four blades per flange
  - \* Solid steel rotor shaft
  - \* Adjustable side skids for working depth control
  - \* Wear protection on chain case
- \* Heavy duty full size blades
  - \* Heavy duty shielded PTO shaft with slip clutch safety (1-3/8" ASAE Cat. 3)
  - \* # 80 chain drive with exchangeable sprockets for 2 rotor speeds, 231/375 RPM

WORKING						LIST	
MODEL	WIDTH	OFFSET	# FLANGES	# BLADES	WEIGHT	PRICE	
T40-242	42"	10"	5	20	373 lbs.	\$6999	
T40-250	50"	14"	6	24	417 lbs.	\$7199	
T40-258	58"	18"	7	28	461 lbs.	\$7499	
T40-266	66"	22"	8	32	530 lbs.	\$8199	

# ROTARY TILLERS

## T50 Series

### Manual Side-Shift



For tractors 25 to 50 HP. Category 1, 3 Pt. hitch, 540 RPM PTO. T50 series tillers come complete with:

- \* Highly engineered and rugged gearbox
- \* Six blades per flange for greater stability & finer soil pulverization
- \* Solid steel rotor shaft
- \* Heavy duty shielded PTO with shaft with slip clutch safety (1-3/8" ASAE Cat. 4)
- \* Heavy duty full size tiller blades
- \* Wear protection on chain case
- \* Adjustable side skids for working depth control
- \* Lateral #100 Roller Chain drive transmission in oil bath
- \* Exchangeable sprockets for two rotor speeds 226/383 RPM
- \* Max. working depth 8-3/8"

WORKING						LIST
MODEL	WIDTH	OFFSET	# FLANGES	# BLADES	WEIGHT	PRICE
T50-350	50"	14"	6	36	481 lbs.	\$7859
T50-358	58"	18"	7	42	528 lbs.	\$8999
T50-366	66"	22"	8	48	575 lbs.	\$9499

**ROTARY TILLERS**  
**T60 Series**  
Manual Side-Shift



For tractors 35 to 60 HP. Category 1, 3 Pt. hitch, 540 RPM PTO. T60 series tillers come complete with:

- \* Highly engineered and rugged gearbox
  - \* Six blades per flange for greater stability & finer soil pulverization
  - \* Solid steel rotor shaft
  - \* Heavy duty full size tiller blades
  - \* Wear protection on chain case
- \* Adjustable side skids for working depth control
  - \* # 100 chain drive in oil bath
  - \* Heavy duty shielded PTO shaft with slip clutch safety (1-3/8" ASAE Cat.6)
  - \* Max. working depth 8-3/8"

WORKING						LIST
MODEL	WIDTH	OFFSET	# FLANGES	# BLADES	WEIGHT	PRICE
T60-366	66"	22"	8	48	740 lbs.	\$11,889
T60-374	74"	26"	9	54	798 lbs.	\$12,299

*Weights indicated are base machine weight, not shipping weight*

# ROTARY TILLERS

## T70 Series



For tractors 40 to 70 HP. Category 1, 3 Pt. hitch, 540 RPM PTO. T70 series tillers come complete with:

- \* HP Requirements: 40-70, 540 RPM
- \* Heavy duty reinforced frame
- \* Six blades per flange for greater stability & finer soil pulverization
- \* Max working depth 8-3/4"
- \* Wear protection on chain case
- \* Heavy duty shielded PTO shaft with slip clutch safety (1-3/8" ASAE Cat.6)
- \* Adjustable side skids for working depth control
- \* Flanged rotor shaft for easy removal & service
- \* Solid steel rotor shaft
- \* Heavy duty gearbox
- \* # 100 chain drive transmission in oil bath

MODEL	WORKING WIDTH	OFFSET	# FLANGES	# BLADES	WEIGHT	LIST PRICE
T70-382	82"	22"	10	60	879 lbs.	\$11,699

# SOIL-PULVERIZERS



- \* 3/8" steel spikes fully welded in a timed scroll pattern
- \* 10" frame beam (Standard)
- \* 12" frame beam (Heavy Duty)
- \* Two rows heavy duty reversible heat treated scarifier shanks
- \* 5-9/16" dia. spiked roller tube (Standard)
- \* 6-5/8" dia. spiked roller tube (Heavy Duty)
- \* Complete with two 160 lbs. compression roller springs
- \* Optional 2nd spiked roller available with 2-80 lb. compression
- \* Reversible heat treated 1/2" x 2" shanks
- \* 4-1/2" shank penetration
- \* 3 Pt. linkage, Cat. 1
- \* Self aligning 1" bearing on roller
- \* Formed plate "A" frame
- \* Shank spacing 2-13/16"
- \* HP requirements: 25 - 50 HP for standard
- \* HP requirements: 40 - 90 HP for heavy duty

## STANDARD

MODEL	WORKING WIDTH	WEIGHT	# SHANKS	# ROLLER SPIKES	LIST PRICE
BPL048	48"	496 lbs.	17	70	\$4339
BPL060	60"	652 lbs.	21	88	\$4999
BPL072	72"	679 lbs.	25	106	\$5499

## HEAVY DUTY

MODEL	WORKING WIDTH	WEIGHT	# SHANKS	# ROLLER SPIKES	LIST PRICE
BPL284	84"	875 lbs.	29	124	\$7399

### OPTIONS:

Add-on double roller includes bracket & bearings

MODEL	DESCRIPTION	LIST PRICE
009-9887	48" x 5" dia. for BPL048	\$1279
009-9636	60" x 5" dia. for BPL060	\$1479
009-9637	72" x 5" dia. for BPL072	\$1799
009-9647	84" x 5-9/16" dia. for BLP284	\$2279

*Weights indicated are base machine weight, not shipping weight*

# AERATOR / OVERSEEDER

## Green-Rite



For tractors from 25 to 70 HP. Category 1, 3 Pt. hitch. 540 RPM PTO. **BEFCO** Green-Rite Overseeders/Primary seeders come complete with:

- \* **HP Requirements: 25-70, 540 RPM**
- \* **Series T40 rotary tiller base machine on 50", 58", 66" and T70 on 82"**
- \* **Special 2.8" flange spacing on rotor for aerating with 3 knives per flange on GRT250, GRT258 & GRT266**
- \* **4 knives per flange on GRT288**
- \* **Straight aerator knives**
- \* **Seed covering/dethatching adjustable tickler tines**
- \* **Seed hopper with metering cups**
- \* **Ground drive system for seed hoppers**
- \* **Corrugated depth control roller made with low weight nylon/fiberglass roller rings**
- \* **Heavy duty shielded PTO shaft with slip clutch safety**

	WORKING HOPPER		#	#	LIST	
MODEL	WIDTH	CAP. CU. FT.	FLANGES	BLADES	WEIGHT	PRICE
GRT250	50"	4.60	15	43	910 lbs.	\$22,199
GRT258	58"	5.30	18	52	998 lbs.	\$22,799
GRT266	66"	6	21	61	1170 lbs.	\$25,599
GRT282	82"	7.6	26	104	1500 lbs.	\$32,899

**NOTE:** Units may utilize gauge wheels or a gauge roller for blade depth control, but not both.

### OPTIONS:

MODEL	DESCRIPTION	LIST PRICE
009-9875	Gauge wheels for all models	\$999
009-9648	Front roller for GRT-250	\$1579
009-9516	Front roller for GRT-258	\$1669
009-9563	Front roller for GRT-266	\$1799
009-9566	Front roller for GRT-282	\$1949
009-9649	Tiller rotor for GRT-250	\$1569
009-9517	Tiller rotor for GRT-258	\$1769
009-9564	Tiller rotor for GRT-266	\$1999
009-9567	Tiller rotor for GRT-282	\$3649
009-9189	Rear roller scraper for GRT-250	\$549
009-9539	Rear roller scraper for GRT-258	\$999
009-9565	Rear roller scraper for GRT-266	\$999
009-9192	Rear roller scraper for GRT-282	\$999

# SEEDER/OVERSEEDER SEED-RITE



The BEFCO Seed-Rite is a primary full width seeder / overseeder. 74" working width, with a ground drive system for seed hopper. Steel seed box comes with a steel shaft agitator with ten high precision metering seed cups, with a wide range of calibration settings per acre. Two nylon/fiberglass corrugated rollers 9-1/2" in diameter the working width of seeder compact seed into soil. Unit can also be used as an overseeder for seeding existing lawns, parks etc.

- \* Cat. I, 3 Pt. Hitch (quick hitch compatible)
- \* Parking stands
- \* 74" seeding width
- \* 80" overall width
- \* Heavy duty frame
- \* Heavy duty seed box lid with seed splash guard
- \* Seed box capacity 7 cu.ft.(5-1/2 Bu.)
- \* Seed box agitator
- \* 10 high precision metering seed cups
- \* Wind guarded seed drop
- \* Two 9-1/2" diameter nylon/fiberglass corrugated rollers
- \* Greaseable roller bearings
- \* Two spring tine track removers
- \* HP requirements: 25 - 70 HP

MODEL	DESCRIPTION	WEIGHT (LBS.)	LIST PRICE
SRT074	74" Seed-Rite Seeder/Overseeder	990 lbs.	\$13,349

## OPTIONS:

MODEL	DESCRIPTION	LIST PRICE
009-9930	Rear Expanded Roller Frame with Adjustable Tickler Tines for Seed Covering & De-thatching	\$1429

# NO-TILL DRILL



The SAYA507 is an 78" cost effective Light Duty No Drill with front coulter package. 10 Swept back spring loaded coulters make seeding easy and economical. Large seed and Legume cups allows for precise seeding in a no till operation. Stainless steel hoppers prevent rust and keep your drill in fine working shape for years to come.

- \* 7.5" Spacing
- \* Spring Loaded Coulter discs
- \* Spring Loaded Double Disc Opener with Cast Iron Hubs
- \* Cast Iron Sweptback Disc carriers
- \* Disc Scrapers
- \* Divided Stainless Steel Hopper
- \* Standard Seed/Fertilizer seed cups on front
- \* Legume Seed cups on rear
- \* Full width Cage Roller
- \* Compaction scrapers
- \* SAYA-505/507 — Front Hopper Capacity: 4.00/5.5 Cu. Ft.
- \* SAYA-505/507 — Rear Hopper Capacity: 3.00/4.5 Cu. Ft.

MODEL	WORKING WIDTH / DEPTH	MINIMUM HP REQ'D	DOUBLE DISC OPENERS	WEIGHT	LIST PRICE
SAYA-505	55" / 3/4" - 2"	30	7 sets	1036 lbs.	\$9399
SAYA-507	78" / 3/4" - 2"	35	10 sets	1400 lbs.	\$11,999

# CORE AERATORS

## Standard/Heavy Duty



The BEFCO Core Aerators are designed to allow better air and water penetration in grass surfaces such as lawns, sports fields, municipal parks and golf courses. These aerators use  $\frac{3}{4}$ " case hardened closed spoons, bolted on rotor flanges that are spaced  $6\frac{1}{2}$ " apart. SD units have 6 spoons per hub, while HD models have 8 spoons per hub, which can penetrate heavy thatch and tough soils to break up compaction and revitalize grassed areas. SD models are available in 48", 60", and 72" working widths, and compatible with 20 to 50 HP tractors. HD models are available in 60" and 72" working widths, and compatible with 20 to 70 HP tractors.

- \* CAT. 1 3 Pt. Hitch (Standard)
- \* CAT. 1&2, 3 Pt. Hitch (HD))
- \* 8 gauge formed steel construction
- \* 1-1/4" rotor support shaft
- \* Hub spacing 6.5"
- \* 3/4" hardened steel spoons
- \* Front or rear tractor mounting
- \* High tensile steel rotor shafts
- \* Flanges/Hubs welded to rotor
- \* 6 spoons per hub (Standard)
- \* 8 spoons per hub (Heavy Duty)
- \* 3 support stands

### Standard

MODEL	WORKING WIDTH	# OF HUBS	# OF SPOONS	SPOON PENETRATION	WEIGHT	LIST PRICE
BCA048	48"	8	48	4-1/2"	284 lbs	\$5399
BCA060	60"	10	60	4-1/2"	357 lbs	\$5599
BCA072	72"	12	72	4-1/2"	401 lbs	\$6199

### Heavy Duty

MODEL	WORKING WIDTH	# OF HUBS	# OF SPOONS	SPOON PENETRATION	WEIGHT	LIST PRICE
BCA260	60"	10	80	4-1/2"	444 lbs	\$7199
BCA272	72"	12	96	4-1/2"	549 lbs	\$7999

Units available with Spikes (EXTRA) in lieu of spoons  
Optional steel weight tanks for sand available

P.O.R.

# **REAR SCRAPER** **BLADES 3 Pt.** **4100 Series**




These affordable 3 Pt. rear scraper blades built by Ironcraft are ideal attachment for tractors up to 45 HP. They have a reversible and a replaceable 6” cutting edge. They have a quick and easy left or right angle ability in forward or reverse position. Manufactured in U.S.A.

- \* Cat. I – 3 Pt. Hitch
- \* Rated for tractors 15 to 35 HP
- \* Available in 4’, 5’, 6’ & 7’ working widths
- \* Moldboard height 4’ & 5’ – 13” high , 6’ & 7’ – 14” high
- \* 6” reversible & replaceable cutting edge
- \* Angle adjustment 5 positions forward & reverse
- \* Quick hitch compatible

MODEL	WIDTH	WEIGHT	LIST PRICE
4104	4’ / 48” working width	158 lbs.	\$899
4105	5’ / 60” working width	179 lbs.	\$999
4106	6’ / 72” working width	202 lbs.	\$1159
4107	7’ / 84” working width	223 lbs.	\$1319

# REAR SCRAPER BLADES 3 Pt. 4400 Series



These affordable 3 Pt. rear scraper blades built by Ironcraft are ideal attachment for tractors up to 65 HP. They have a reversible and a replaceable 6" cutting edge. They have a quick and easy left or right angle ability in forward or reverse position. They also offer offset and tilt adjustment. Manufactured in U.S.A.

- \* Cat. I – 3 Pt. Hitch
- \* Rated for tractors 35 to 65 HP
- \* Available in 5', 6' & 7' working widths
- \* Moldboard height 15.5" high
- \* 6" reversible & replaceable cutting edge
- \* Angle adjustment 5 positions forward & reverse
- \* Tilt adjustment 3 positions
- \* Offset adjustment 5 positions
- \* Quick hitch compatible

MODEL	WIDTH	WEIGHT	LIST PRICE
4405	5' / 60" working width	323 lbs.	\$1879
4406	6' / 72" working width	340 lbs.	\$1989
4407	7' / 84" working width	358 lbs.	\$2199

# LANDSCAPE RAKES 3 Pt.



5100 Series Models



LRHD Model

Shown with optional Dual Gauge Wheel Kit

These landscape rakes manufactured by WORKSAVER and Ironcraft make a great landscape attachment for your tractor. With HP ratings of up to 60 HP and working widths 4' to 8' we can match your requirements with the rake your tractor can handle. Units come with heat treated spring steel teeth spaced 1' apart. Gauge wheels are optional.

- \* 1" x 5/16" x 27" tines
- \* 5 backfill angle positions 4', 5', 6' & 7'
- \* 5 forward angle positions 4', 5', 6' & 7'
- \* 3 backfill angle positions LRHD models
- \* 5 forward angle positions LRHD models
- \* Turns 360°
- \* Cat. I - 3 Pt. hitch

## TITAN IMPLEMENT

MODEL	WIDTH	HP REQ'D	WEIGHT	LIST PRICE
5104	4' / 48"	15 - 45	158 lbs.	\$1349
5105	5' / 60"	20 - 45	180 lbs.	\$1529

## WORKSAVER

MODEL	WIDTH	MAX HP	WEIGHT	LIST PRICE
MCR6	6' / 72"	40	187 lbs.	\$1599
MCR7	7' / 84"	40	199 lbs.	\$1699
LRHD7	7' / 84"	60	330 lbs.	\$2499
LRHD8	8' / 96"	60	365 lbs.	\$2699

### OPTIONS FOR WORKSAVER:

MODEL	DESCRIPTION	WEIGHT	LIST PRICE
SGW10	Single gauge wheel kit	26 lbs.	\$369
DGW20	Dual gauge wheel kit	57 lbs.	\$959

## NOTES

[illegible]

## NOTES

# GRADER BLADE SKID STEER



[Click for Video](#)

The WORKSAVER 8 ft. six-way hydraulically controlled Skid Steer blade is controlled by an in-cab remote. The moldboard is shear pin protected to help prevent damage if an object is struck. The hydraulic cylinders work independently to allow the operator to adjust the moldboard to the task at hand. A proportional hydraulic valve provides precise control for maintaining grade. For even finer grade control, the unit can be paired with a Leica Laser System (sold separately). Flotation tires keep the machine moving smoothly over the worksite. In-cab controls allow the operator to adjust the angle and tilt functions from their seat. The SSGB8B is the perfect tool for maintaining a consistent grade when doing site prep work.

- \* 15" high x 8 ft. long Moldboard
- \* Moldboard is shear pin protected
- \* 1/2" x 6" reversible steel cutting edge
- \* 25 degree moldboard rotation
- \* 25 degree moldboard tilt
- \* Large 18.5 x 8.5 x 8 tires
- \* Greaseable tapered roller wheel bearings
- \* Hardened steel bushings used on main pivot points
- \* Minimum 45 HP recommended for skid steer

MODEL	DESCRIPTION	WEIGHT	LIST PRICE
SSGB8B	8' Hydraulic skid steer mounted grader blade	1195 lbs.	\$20,299

**OPTIONS:**

MODEL	DESCRIPTION	WEIGHT	LIST PRICE
2507020	Laser Interface Junction Box Kit	3 lbs.	\$1459
	Allows the SSGB8B to interface with Leica Laser System (purchased separately from Leica)		
812110	Laser Poles (Pair)	30 lbs.	\$349
811980	End Plates for blade (Pair)	60 lbs.	\$649

# SNOW PUSHER

## 20 SERIES

### "Universal" Skid Steer Mount



WORKSAVER 20-Series Snow Pusher makes snow removal easy. Performance matched to fit Sub-Compact tractors up to 30 HP, the 20-Series snow pushers are sized to the tractor for maximum snow removal. Available in 4' or 5' widths, these pushers are offered with an alloy steel cutting edge. CNC formed 11-gauge moldboard with formed 10-gauge back brace for strength and durability make these snow pushers high performers.

- \* 11 gauge moldboard
- \* 7 gauge end plate
- \* Inside angle bracing
- \* Adjustable skid shoes
- \* Up to 30 HP rating
- \* "Universal" skid steer style mount
- \* Optional pull-back kits available
- \* Models available with rubber cutting edge

MODEL	DESCRIPTION	WEIGHT	PRICE
SPS2048M	4' / 48" Snow Pusher	163 lbs.	\$1839
SPS2060M	5' / 60" Snow Pusher	180 lbs.	\$1899

#### **OPTIONS:**

MODEL	DESCRIPTION	WEIGHT	LIST PRICE
358200	48" pull back kit	63 lbs.	\$629
358205	60" pull back kit	79 lbs.	\$789

# SNOW BLADES SKID STEER & FRONT TRACTOR LOADERS

## 5' & 6' Working Widths



[Click for Video](#)

- \* Recommended HP 25 - 45
- \* Maximum operating weight 4,500 lbs.
- \* 2 trip springs for controlled break over in snow
- \* Blade locks for light grading of loose dirt or gravel
- \* 3/8" x 6" reversible hardened steel cutting edge
- \* 6" x 1/2" thick rotating height adjustable skid shoes
- \* 21" high moldboard
- \* Manual angle adjustment is standard
- \* Optional hydraulic angle adjustment kit available

MODEL	DESCRIPTION	WEIGHT	PRICE
SBS2160	5 ft. snow blade for compact tractors with loaders that utilize the "Universal" skid steer quick attach system	325 lbs.	\$4299
SBFL2160	5 ft. snow blade for compact tractors with loaders requiring optional interfacing quick attach brackets. Order extra	335 lbs.	\$4199
SBS2172	6 ft. snow blade for compact tractors with loaders that utilize the "Universal" skid steer quick attach system	353 lbs.	\$4499
SBFL2172	6ft. Snow blade for compact tractors with loaders requiring optional interfacing quick attach brackets. Order extra	360 lbs.	\$4259

### OPTIONS:

MODEL	DESCRIPTION	WEIGHT	LIST PRICE
360170	Optional hydraulic angle adjustment kit includes cylinders, fittings and hoses between cylinders. Does NOT INCLUDE hydraulic hoses or quick couplers to tractor remotes	40 lbs.	\$869
360065	Optional crossover relief vavle protects blade from damage	7 lbs.	\$589
360220	Optional top deflector for 5ft blade		\$259
360223	Optional top deflector for 6ft blade		\$309
360235	Optional sight indicators		\$89

# SNOW BLADES SKID STEER & FRONT TRACTOR LOADERS

## 7.5' & 9' Working Widths



[Click for Video](#)

- \* Recommended HP 40 - 90
- \* 2 trip springs for controlled break over in snow
- \* Blade locks for light grading of loose dirt or gravel
- \* 3/8" x 6" reversible hardened steel cutting edge
- \* 6" x 1/2" thick rotating height adjustable skid shoes
- \* 27" high moldboard
- \* 5 degree lateral oscillation
- \* Manual angle adjustment is standard 7.5 ft model
- \* Optional hydraulic angle kit available for 7.5 ft model
- \* Hydraulic angle adjustment standard on 9 ft model
- \* Manual adjust angles are either 14 or 27 degrees
- \* Hydraulic angle adjusts up to 27 degrees

MODEL	DESCRIPTION	WEIGHT	PRICE
SBS2790A	7.5 ft. snow blade for tractors with loaders or skid steers that utilize the "Universal" skid steer quick attach system	646 lbs.	\$5899
SBFL2790A	7.5 ft. snow blade for tractors with loaders requiring optional interfacing quick attach brackets. Order extra	660 lbs.	\$5799
SBS27108A	9 ft. snow blade for tractors with loaders or skid steers that utilize the "Universal" skid steer quick attach system Includes hydraulic angle kit with cross over relief valve	735 lbs.	\$8299
SBFL27108A	9 ft. snow blade for tractors with loaders requiring optional interfacing quick attach brackets. Order extra Includes hydraulic angle kit with cross over relief valve	748 lbs.	\$8159

### OPTIONS:

MODEL	DESCRIPTION	WEIGHT	LIST PRICE
360168	Optional hydraulic angle adjustment kit includes cylinders, fittings and hoses between cylinders. Does NOT INCLUDE hydraulic hoses or quick couplers to tractor remotes	40 lbs.	\$759
360065	Optional crossover relief valve protects blade from damage	7 lbs.	\$589
360227	Optional top deflector for 7.5 ft blade		\$349
360230	Optional top deflector for 9 ft blade		\$439
360235	Optional sight indicators		\$89

*Weights indicated are base machine weight, not shipping weight*

# BOX BLADE

FARM-FLEET




Our Box Blade is ultimate solution for all your grading, leveling, and landscaping needs whether you're smoothing out gravel roads, prepping a yard for a new project, or creating a perfectly flat surface, this durable attachment is built to handle it all. With its heavy-duty construction and easy-to-use design, this Box Blade will save you time and effort, allowing you to complete your tasks with precision and efficiency. Don't let tough jobs slow you down – let the Box Blade be your go-to tool for every project, big or small. Get yours today and transform the way you work!

- \* Cat. 1 3-point hitch
- \* For tractors up to 50 h.p
- \* Moldboard high 17"
- \* Depth 22"
- \* 6" Reversible cutting edge
- \* Quick hitch compatible

MODEL	WIDTH	SCARIFIERS	WEIGHT	LIST PRICE
BB4H	4'/48"	4	350 lbs.	\$999
BB5H	5'/60"	5	440 lbs.	\$1199
BB6H	6'/72"	6	485 lbs.	\$1299
BB7H	7'/84"	7	550 lbs.	\$1499

# GRADER SCRAPER

# FARM-FLEET



Tackle even the toughest grading tasks with ease using our Grader Scraper! Built for precision and power, this rugged tool is the perfect choice for leveling large areas, whether you're working on construction sites, gravel roads, or landscaping projects. Designed to deliver smooth, even results every time, the Grader Scraper ensures your work is done efficiently and professionally. No more uneven surfaces or lengthy manual labor—just smooth, flawless results. Ready to take your grading projects to the next level? Contact us today and experience unmatched performance!

- \* Cat. 1 3-point hitch
- \* Moldboard height 16"
- \* Overall Length 49"
- \* 6" Reversible cutting edge
- \* Quick hitch compatible

MODEL	WIDTH	SCARIFIERS	HP REQ'D	WEIGHT	LIST PRICE
GS05	5'/60"	4	20 - 55	570 lbs.	\$1499
GS06	6'/72"	5	25 - 55	635 lbs.	\$1699
GS07	7'/84"	6	30 - 65	695 lbs.	\$1799
GS08	8'/96"	7	40 - 65	750 lbs.	\$1999

# BOX SCRAPERS

## Standard Duty 3 Pt.

### 3100 Series



These affordable 3 Pt. box scraper blades built by Ironcraft are ideal attachment for tractors up to 55 HP. They have a reversible and a replaceable 6" cutting edge. They come with scarifier shanks to help breakup hard packed ground. Manufactured in U.S.A.

- \* Cat. I – 3 Pt. Hitch
- \* Rated for tractors 15 to 55 HP
- \* Available in 4', 5', 6', 7', & 8' working widths
- \* Moldboard height 17" high
- \* Overall depth 22"
- \* 6" reversible & replaceable cutting edge
- \* Quick hitch compatible

MODEL	WIDTH	# SCARIFIERS	WEIGHT	LIST PRICE
3104	4' / 48" working width	3	290 lbs.	\$1589
3105	5' / 60" working width	4	323 lbs.	\$1829
3106	6' / 72" working width	5	357 lbs.	\$2049
3107	7' / 84" working width	6	390 lbs.	\$2329
3108	8' / 96" working width	6	421 lbs.	\$2479

## NOTES

[illegible]

## NOTES

# POWERED LANDSCAPE RAKES



## Skid Steer Mount & 3 Pt. Hitch

WORKSAVER's new Powered Landscape Rakes, remove debris or sod to prepare a seedbed surface to create a new lawn or renovate an existing lawn. These powered landscape rakes also pulverize and set grade on new construction sites. Models available in 3', 4', 5' & 6' working widths to fit mini/compact skid steers. 6', 7' & 8' for standard skid steers. 5', 6', 7' & 8' for tractors with 3 Pt. hitch 540 RPM PTO. Rakes are available with your choice of 2" "SABRE TOOTH" rotors or 1-3/4" "CARBIDE TOOTH" rotors. Replaceable bearing housings and triple sealbearings provide durability and serviceability. Call your dealer for other models and sizes not listed.




PTC Model for 3 Pt. Hitch



PSS Model for Skid Steer



PXS Model for "Mini" Skid Steer



Sabre Tooth Rotor



Carbide Rotor

# POWERED LANDSCAPE RAKES



## Skid Steer Mount & 3 Pt. Hitch

- \* Working widths up to 8 ft. available
- \* Available with your choice of 2" "Sabre Tooth" or 1-3/4" "Carbide Tooth" rotors
- \* Quick flip (self storing) side shields allowing ease of wind rowing rocks and debris
- \* Flip up gauge wheels with pneumatic tires
- \* #80 roller chain drive, H.D. models double #80 chain drive
- \* Environmentally friendly dry chain case
- \* Replaceable bearing housing with triple sealed bearings
- \* Standard Manual Angle adjustment, optional hydraulic angle kits available
- \* Adjustable material bar
- \* 540 RPM PTO models come with slip clutch PTO, and Cat. I, 3 Pt. Hitch
- \* Hydraulic models to fit skid steers come with hydraulic hoses with connect under pressure couplers

MODEL	DESCRIPTION	WEIGHT	LIST PRICE
PXS410	4 ft. with "Carbide Aggressor Tooth" rotor with universal "mini" skid steer mount	524 lbs	\$16,499
PXS410ST	4 ft. with "Sabre Tooth" rotor with universal "mini" skid steer mount	526 lbs.	\$15,399
PSS620	6 ft. with "Carbide Aggressor Tooth" rotor with universal "mini" skid steer mount, under 65 HP	830 lbs	\$18,499
PSS620ST	6 ft. with "Sabre Tooth" rotor with universal skid steer mount, under 65 HP	832 lbs.	\$17,399
PSHD865	8 ft. with "Carbide Aggressor Tooth" rotor with universal skid steer mount, over 65 HP	1144 lbs	\$23,999
PSHD865ST	8 ft. with "Sabre Tooth" rotor with universal skid steer mount, over 65 HP	1145 lbs.	\$22,699
PTC525	5 ft. with "Carbide Aggressor Tooth" rotor with 3 Pt. hitch CAT I for 24 - 40 HP	755 lbs	\$16,899
PTC525ST	5 ft. with "Sabre Tooth" rotor with 3 Pt. hitch CAT I for 24 - 40 HP	757 lbs.	\$15,699
PTC725	7 ft. with "Carbide Aggressor Tooth" rotor with 3 Pt. hitch CAT I for 24 - 40 HP	825 lbs.	\$19,499
PTC725ST	7 ft. with "Sabre Tooth" rotor with 3 Pt. hitch CAT I for 24 - 40 HP	827 lbs.	\$17,829

### OPTIONS:

MODEL	DESCRIPTION	LIST PRICE
360640	Hydraulic angle kit for PXS models with 2 sets of remotes	\$2199
360779	Hydraulic angle kit with solenoid for PSS/PSHD models with one set of remotes	\$3199
360915	Hydraulic angle kit for PTC models with one set of remotes	\$799

# SPREADERS

## Broadcast - 70 lbs. Residential Turf



Designed specifically for homeowners. Chapin's 8001A residential broadcast turf spreader has a 70-pound capacity weather-resistant poly hopper. It sits on a powder-coated steel frame and the gears are enclosed so they're protected from the elements. It's easy to push with an ergonomic bail system and quick, flip-up U-shaped handle. Easily choose the right setting for your preferred brand of fertilizer or seed with the rotary gate. This unit not recommended for use with sand and sand mixes. Made in the USA with global materials and backed by Chapin's 1-year limited warranty.

- \* **70-pound poly hopper:** supported on a powder-coated steel frame; enclosed acetal gear system to withstand the elements
- \* **Gate adjustments and agitator:** spread fertilizer and seeds; adjustable gate dial and ambidextrous bail cable; rotary gate with spiked auger to help break clumps of material
- \* **Flip-up "U-shaped" handle:** very little assembly, simply flip-up the handle, fill your hopper and get to work
- \* **Tires:** 9-inch pneumatic, wide-tread tires
- \* **NOTE:** not recommended for use with sand and sand mixes, lime, pelletized lime, and lime mixes

MODEL	DESCRIPTION	WEIGHT	LIST PRICE
8001A	70 lbs. capacity poly hopper	16 lbs.	\$179

# SPREADERS

Broadcast - 2.2 cu. ft.

Tow Behind



With our 8620B tow-behind spreader, there'll be no more wasted seed or fertilizer; no more reaching back and straining to stop the spreader; no more fussing with control while you're moving; and no more burnt lawns from uneven applications. It features 11 incremental gate adjustment settings for accurate application. The auto-stop dual impeller stops spreading when you're not in motion. This unit is not recommended for use with sand and sand mixes. Made in the USA with global materials.

- \* 2.2 cubic feet capacity
- \* Auto-Stop dual impeller stops spreading when not in motion
- \* Oil-impregnated bronze bearings minimize friction on axle and gear box
- \* 11 incremental gate adjustment settings for accurate application
- \* Wide-tread 14" pneumatic tires
- \* Trailer hitch heavy duty for professional use
- \* Powder-coated steel frame
- \* Spiked auger to break up heavier chunks of material
- \* Not for use with lime products such as pelletized lime, lime powder and Agri lime
- \* NOTE: not recommended for use with sand and sand mixes

MODEL	DESCRIPTION	WEIGHT	LIST PRICE
8620B	2.2 cu. ft. capacity poly hopper	40.7 lbs.	\$649

*Weights indicated are base machine weight, not shipping weight*

# SPREADERS

## Broadcast - 80 lbs. Turf & Fertilizer



Designed for residential use, Chapin's 81000A 80-pound broadcast turf spreader has a weather-resistant poly hopper and sits on a powder-coated steel frame. Its enclosed gear system is protected from the elements and it's easy to push with an ambidextrous bail cable. Choose the right setting for your preferred brand of fertilizer or seed with the adjustable gate lever. The 10-inch pneumatic tires handle residential lawns. This unit is not recommended for use with sand, sand mixes, lime, and pelletized lime mixes. Made in the USA with global materials and backed by Chapin's 2-year limited warranty.

- \* **80-pound poly hopper:** weather-proof and supported on a powder-coated steel frame; enclosed acetal gear system to withstand the elements
- \* **Gate adjustments and agitator:** spread fertilizer and seeds; adjustable gate lever and ambidextrous bail cable; zinc-plated agitator to break up clumps while spreading
- \* **U-shaped handle:** very little assembly, simply flip-up the handle, fill your hopper and get to work
- \* **Tires and accessories:** 10-inch pneumatic tires handle residential lawns
- \* **NOTE:** not recommended for use with sand and sand mixes, lime, pelletized lime, and lime mixes

MODEL	DESCRIPTION	WEIGHT	LIST PRICE
81000A	80 lbs. capacity poly hopper	24.5 lbs.	\$319

# SPREADERS

## Broadcast - 80 lbs. Professional Turf



Chapin's 8401C 80-pound capacity professional turf spreader provides superior performance. With its 1-piece red poly hopper and molded finger grips, rubber-gripped T-handle, and stainless-steel frame, you'll be using this spreader season-after-season. The adjustable gate control lever accommodates a variety of seeds and fertilizers, and a cast zinc-plated agitator helps prevent clumping. Directional spread pattern control ensures the material is applied where it is needed. 14-inch pneumatic tires keep it steady on grass and hills. A rain cover and hopper grate are included. Made in the USA with global materials and backed by Chapin's limited-lifetime warranty.

- \* **80-pound capacity hopper:** weather and rust-resistant, red, 1-piece poly is supported on a stainless-steel frame; enclosed gearbox protects it from weather and a grease fitting minimizes friction; rain cover and hopper grate are included
- \* **Rubber gripped t-shaped handles:** large handles to easily push the spreader over grass and uneven ground
- \* **Spread pattern control:** adjustable gate lever and stainless-steel gate linkage allows you to spread a range of products throughout the seasons; use your preferred brand of fertilizer, seed, weed control and pest control particles
- \* **14-inch pneumatic tires:** designed to handle uneven ground, acreage, and lawns
- \* **Note:** assembly is required; not recommended for use with rock salt products, sand or sand mixes, pelletized lime, lime or lime powders

MODEL	DESCRIPTION	WEIGHT	LIST PRICE
8401C	80 lbs. capacity poly hopper	37 lbs.	\$735

# SPREADERS

## Broadcast - 100 lbs. Professional Turf



Chapin's 8400C professional turf spreader provides superior performance, season-after-season, with its 1-piece red poly hopper and molded finger grips, T-handle with rubber grips and stainless steel frame. The adjustable rotary gate accommodates a variety of material, and a cast zinc-plated agitator helps prevent clumping. Directional spread pattern control ensures the material is applied where it is needed. 14-inch pneumatic tires keep it steady on grass and hills. A rain cover and hopper grate are included. Made in the USA with global materials and backed by Chapin's 5-year limited warranty.

- \* **100-pound capacity hopper:** weather and rust-resistant, red, 1-piece poly is supported on a stainless steel frame; enclosed gearbox protects it from weather and a grease fitting minimizes friction; rain cover and hopper grate are included
- \* **T-shaped with rubber grips:** large handle to easily push the spreader over grass and uneven ground, with or without work gloves
- \* **Spread pattern control:** adjustable rotary gate and steel gate linkage allows you to spread a range of products throughout the seasons; use your preferred brand of fertilizer, seed, weed control and pest control particles
- \* **14-inch pneumatic tires:** designed to handle uneven farmland, acreage and tougher terrain; no need to worry about the hopper tipping while you're working
- \* **Note:** assembly is required; not recommended for use with rock salt products, sand or sand mixes, pelletized lime, lime or lime powders

MODEL	DESCRIPTION	WEIGHT	LIST PRICE
8400C	100 lbs. capacity poly hopper	38 lbs.	\$789

# SPREADERS

## Broadcast - 65 lbs.

### Residential

### Salt & Ice Melt



Chapin's 8003A residential ice melt spreader is perfect for the homeowner. The 65-pound capacity poly hopper is easy to push along a driveway or the sidewalk. It's supported by a powder-coated steel frame and has a U-shaped handle. Pull the handle, fill the hopper, set your adjustable gate and start spreading. 9-inch pneumatic tires provide traction on snow and ice and the adjustable side and front baffles control your spread so you're not going over on your lawn or other areas. The auger and gate work well with ice melt, halite and smaller particulates. This unit is not recommended for use with rock salt, sand, or sand mixes. Made in the USA with global materials.

- \* **65-pound poly hopper:** weather-resistant, blue poly hopper is perfect for small residential driveways and short walk ways; powder-coated steel frame and an enclosed gearbox to withstand the elements
- \* **Ergonomic, U-shaped handle:** very little assembly needed with the flip-up, U-shaped handle; comfortable to grip with gloves and push while spreading ice melt and salt products
- \* **Adjustable settings:** change the gate opening based on the particulates; recommended for use with salt, halite, potassium chloride, magnesium chloride and calcium chloride (small and pelletized particulates); use the baffles to direct where you spread your product
- \* **Tires and baffles:** 9-inch pneumatic tires to move over snowy ground; rear and side baffles direct the ice melt where it's needed
- \* **Note:** not recommended for use with rock salt products, sand or sand mixes, pelletized lime, lime or lime powders

MODEL	DESCRIPTION	WEIGHT	LIST PRICE
8003A	65 lbs. capacity poly hopper	10.8 lbs.	\$219

# SPREADERS

## Broadcast - 80 lbs.

### Residential

### Salt & Ice Melt



Designed for residential use, Chapin's 81008A 80-pound residential salt/ice melt spreader has a weather-resistant poly hopper to fill with your preferred ice melt, halite or small particulates. Supported on a powder-coated steel frame with an ergonomically-designed bail system and U-shaped flip up handle, it's simple to operate and holds up season-after-season. The baffles adjust for edge control and the pneumatic tires handle uneven ground. This unit is not recommended for rock salt, sand or sand mixes, pelletized lime, lime or lime powders. A spiked auger helps tear up clumps and keeps the ice melt moving freely. Made in the USA with global materials and backed by Chapin's 2-year limited warranty.

- \* **80-pound capacity hopper:** rust-resistant, weather-resistant, blue poly hopper is supported on a powder-coated steel frame; enclosed acetal gearbox keeps the gears protected from harsh weather
- \* **U-shaped, ergonomic, flip-up handle**
- \* **Spiked auger:** rugged, plastic spiked auger breaks up clumps so your preferred salt or ice melt can easily flows through the gate opening
- \* **Adjustable settings:** use the gate lever to change the gate opening based on the particulates; recommended for use with salt, halite, potassium chloride, magnesium chloride and calcium chloride (small and pelletized particulates)
- \* **Tires and accessories:** wide-tread, 10-inch pneumatic tires to move over uneven ground

MODEL	DESCRIPTION	WEIGHT	LIST PRICE
81008A	80 lbs. capacity poly hopper	24.5 lbs.	\$339

# SPREADERS

## Broadcast - 100 lbs.

### Professional

### Salt & Ice Melt



Chapin's 82108B 100-pound professional salt spreader features functionality needed for reliable, efficient performance. It's designed and built for professionals and is simple enough for a homeowner to use as a salt spreader for their driveway. The large, 2-piece hopper design with a T-handle with grips, is supported on a stainless steel frame. Solid steel linkage for full gate control and a spiked auger help move salt and tear through clumps. The 14-inch pneumatic tires cover just about any terrain and the baffle system controls the spread pattern. Protective rain/snow cover included. This unit is not recommended for use with rock salt, sand, or sand mixes, lime, pelletized lime and lime mixes. Made in the USA with global materials and backed by Chapin's limited lifetime warranty.

- \* **100-pound capacity hopper:** blue, weather-resistant poly holds up to 100 pounds of material and is supported on stainless steel frame; enclosed gears are protected from the weather
- \* **T-shaped with rubber grips**
- \* **Rear and side baffles**
- \* **Spiked auger:** breaks up clumps so your preferred salt or ice melt can easily flows through the gate opening
- \* **Gate lever:** change the gate opening based on the particulates; recommended for use with salt, halite, potassium chloride, magnesium chloride and calcium chloride (small and pelletized particulates)
- \* **Tires and accessories:** 14-inch pneumatic
- \* **Note:** not recommended for use with rock salt products, sand or sand mixes, pelletized lime, lime or lime powders

MODEL	DESCRIPTION	WEIGHT	LIST PRICE
82108B	100 lbs. capacity poly hopper	38.5 lbs.	\$814

# SPREADERS

## ATV, UTV or TRUCK MOUNT



The SWISHER COMMERCIAL PRO spreaders are available in a ATV mount or truck mount. Both units are universal fit, with a heavy duty double ball bearing, permanent magnet DC 12 volt motor. Control the flow rate with operator accessible adjustable feed gate. All control plates are zinc plated for corrosion protection. Adjustable spread width 4' to 16' depending on material to be spread. Spreads grass seed , fertilizer & ice melt. The spreader vibrator provides 80 lbs of vibration force to assist in material flow and help reduce clogs. Used with any Swisher poly spreader.

### ATV Model

- \* Universal fit
- \* On and off switch is frame mounted
- \* 12 volt motor
- \* 8" easy fill spin-on cap with breather
- \* Opaque 15 gallon (2 cu. ft.) poly tank
- \* 150 lb. capacity

### UTV-TRUCK Model

- \* Universal fit
- \* Mounts to existing 2" x 2" receiver
- \* 12 volt motor
- \* 8" easy fill spin-on cap with breather
- \* Opaque 25 gallon (3.3 cu.ft.) poly tank
- \* 300 lb. capacity

MODEL	DESCRIPTION	WEIGHT	PRICE
19920	ATV Mount Spreader 150 lb. capacity	45 lbs.	\$1459
22511	UTV-Truck Mount Spreader 300 lb. capacity	70 lbs.	\$1859
22430	Spreader Vibrator Kit 12V	8 lbs.	\$349

**SPREADERS**  
**Broadcast 12 Volt**



The ATV mount can utilize the optional 2" Truck hitch receiver to mount onto a pickup truck or SUV. The spreader has 2.2 cu.ft. (1.5 bu.) poly hopper which has a capacity of up to 145 lbs. depending on type of material. Stainless steel radial 6 blade fan/spinner can spread material up to 45 feet (depending on type of material to be spread). Can be used with fertilizer, seed, powders, granular, insecticides, fungicides, herbicides and ice melter.

- \* 2.2 cu.ft. (1.5 bu.) (16 gal.) rust proof poly hopper
- \* Up to 145 lb. capacity
- \* 5 ft. to 45 ft. variable spread width
- \* Stainless steel radial 6 blade fan / spinner
- \* 12 volt motor with variable speed control with On-Off switch
- \* Universal ATV Mounting, 2" receiver hitch mounting available with purchase of optional 5301901

MODEL	DESCRIPTION	WEIGHT	LIST PRICE
ATVDMS12V	ATV mounted spreader	56 lbs.	\$939

**OPTIONS:**

MODEL	DESCRIPTION	LIST PRICE
5058193	Clear hopper cover	\$18
5301901	2" receiver hitch for ATVDMS12V	\$229

# SPREADER

## 3 Pt. Hitch, 12 volt



The FIMCO 3 Pt. hitch spreader features a tough, corrosion - resistant 5.0 cu.ft. / 200 lb. capacity poly hopper with a stainless steel radial six blade spreading fan. Adjustable slide gate allows you to control the amount of material you're spreading, and can be opened or closed with a simple turn of the on/off handle. The FIMCO spreader uses a variable-speed 12 volt motor (with on/off switch) that lets you change the spread width from 5 ft. to 45 ft. (depending on material being spread).

- \* Poly Hopper
- \* 5.0 Cu.ft. / 200 lb. capacity
- \* CAT I, 3 Pt hitch
- \* Stainless steel radial six blade spreader fan
- \* 12 volt motor
- \* Variable speed controller
- \* Wiring harness to power supply

MODEL	DESCRIPTION	WEIGHT	LIST PRICE
DMS3PT12V50	Spreader 200 lb. capacity 12 volt	125 lbs.	\$1479

# SPREADERS GROUND DRIVEN



This fertilizer spreader, is manufactured to high standards and will hold up to the rigors of your everyday needs. Adjustable tow bar allows the spreader to be used on multiple hitch heights. High flotation tires on a wide base gives greater stability over many types of terrain. Works for fertilizer, seed, and ice melter spreading applications.

- \* Heavy Duty Steel Gears in sealed gearbox
- \* Adjustable Towing Hitch
- \* High flotation Tires 13 x 5.00 – 6
- \* Powder coated painted frame and hopper
- \* One piece steel hopper
- \* Left – Centre – Right Spread Pattern
- \* Poly Spreading Disc
- \* Optional Spread Deflector Shield Available
- \* 225 lb / 105 litre hopper capacity

MODEL	HOPPER CAPACITY	SPREADER WIDTH	HOPPER HEIGHT	WEIGHT	LIST PRICE
PTS100	225 lbs	20 ft	40"	60 lbs	\$929

## OPTIONS:

MODEL	DESCRIPTION	LIST PRICE
PTS001	Deflector Shield, reduces spread width	\$119
PTS002	Remote gate opener	\$429

# SPREADERS

## Baby-Hop

### Ground Driven



Easy connecting pull type hitch, ground controlled distribution, and rugged construction makes the **BEFCO** Baby-Hop spreader the perfect companion for your ATV, riding mower or small garden tractor. Ideally suited for even distribution of fertilizer, seed, salt and dry sand. Baby-Hop spreaders come complete with:

- \* One piece seamless painted steel hopper
- \* Even spread left-center-right pattern
- \* High flotation air tires
- \* 103-130: 13x5.00-6
- \* 106-130: 16x6.50-8
- \* Easy connecting pull type hitch
- \* Sturdy tubular frame
- \* Hopper levelling adjustment
- \* Sealed heavy duty gearbox

MODEL	HOPPER CAPACITY	SWATH SPREAD	WEIGHT	LIST PRICE
	CU.FT/LBS			
103-130	3.5 / 226	20'	64 lbs.	\$1799
106-130	5.6 / 362	20'	84 lbs.	\$2399

**NOTE:** Poundage capacity calculated at 13-13-13 fertilizer weight of 64 lbs./Cu. Ft.

#### OPTIONS:

MODEL	DESCRIPTION	LIST PRICE
AA1-120	Deflector shield-reduces spreading width to approximately 4'	\$239

# SPREADERS

## Spin Type

### Steel



These quality spreaders are designed for tractors from 16 to 50 HP, 540 PTO RPM, Category 1, 3 Pt. hitch. Ideal for distribution of fertilizer, seed, salt, dry sand and much more. Spreaders come complete with:

- \* **HP Requirements: 16-50, 540 RPM**
- \* **One piece seamless painted steel hopper**
- \* **Three different spread patterns**
- \* **Heavy duty shielded PTO shaft (1-3/8" ASAE Cat. 1)**
- \* **Sturdy tubular frame**
- \* **Selective double gate opening**
- \* **Sealed heavy duty gearbox**
- \* **Fixed agitator**
- \* **Cat. 1, 3 Pt Hitch on all models**

MODEL	HOPPER CAP. CU.FT/LBS	TRACTOR HP REQ'D	WEIGHT	LIST PRICE
203-120	3.5 / 226	16 - 30	81 lbs.	\$1629
206-121	4.8 / 311	16 - 30	102 lbs.	\$1679
209-121	10.6 / 678	20 - 50	125 lbs.	\$1769
212-121	17.6 / 1130	20 - 50	136 lbs.	\$1859

**NOTE:** *Poundage capacity calculated at 13-13-13 fertilizer weight of 64 lbs./Cu. Ft.*

#### **OPTIONS:**

MODEL	DESCRIPTION	LIST PRICE
009-9524	Deflector shield fits model 203 & 206	\$219
009-9979	Tumbling style agitator 203 model only	\$189
009-9638	Deflector shield fits model 209 & 212	\$449
009-9978	Tumbling style agitator for 206, 209 and 212	\$199
009-9458	Siderow discharge for model 209 & 212 only	\$1029
009-9850	Remote gate control for model 206, 209 & 212 only	\$779

# SPREADERS SPIN TYPE POLY HOPPER



FRONT VIEW



REAR VIEW

BRI poly hopper spreaders are available in two models, Cat. I 3 Pt hitch, 540 RPM PTO. Bottom opening gates ensure a constant and accurate flow of material to spinner. Variable positioning gate openings and fin adjustments allow material to drop on different positions of the spinning disc, therefore giving a left-right-center spread pattern.

- \* Durable no-rust Poly Hopper
- \* Cat. I 3 Pt. Hitch
- \* 540 RPM PTO
- \* Simple adjustable left-right-center spread pattern
- \* Galvanized spin disc with multi-positioning adjustable fins
- \* Maximum spread pattern 49 feet depending on material being spread

MODEL	DESCRIPTION	WEIGHT	LIST PRICE
SSP250	575 lb. / 196 Litres	123 lbs.	\$1259
SSP400	860 lb. / 293 Litres	130 lbs.	\$1339

# SPREADERS

## Turbo Hop 3 Pt.



301-300 Shown

[Click for Video](#)



303-600 Shown

Turbo Hop spreaders are designed for tractors from 20 to 60 HP, 540 PTO RPM, with a maximum spread swath of 40'-46'. Ideal for distribution of fertilizer, seed, salt, dry sand where accuracy and precision in application is needed. Turbo Hop spreaders come complete with:

- \* HP Requirements: 20-60, 540 RPM
- \* Polyethylene hopper
- \* Spreader spouts made of nylon and reinforced fiberglass
- \* Stainless steel opening control disc
- \* Cast steel anti-wear agitator
- \* Heavy duty shielded PTO shaft (1-3/8" ASAE Cat. 1)
- \* Sturdy tubular frame
- \* Micrometric flow control adjustment
- \* Heavy duty cast steel gearbox in oil bath
- \* 301-300-400 cone type hopper Cat. I / II 3Pt. hitch
- \* 303-600-999 retangular type hopper Cat. I / II 3Pt. hitch

MODEL	HOPPER CAPACITY	SPREAD		WEIGHT	LIST PRICE
	CU.FT/LBS	WIDTH			
301-300	9.00 / 576	17'- 47'		256 lbs.	\$6999
301-400	12.80 / 820	17' - 47'		267 lbs.	\$7699
303-600	20.6 / 1318	17'- 47'		419 lbs.	\$9399
303-999	36.1 / 2310	17'- 47'		455 lbs.	\$11,299

**NOTE:** Poundage capacity calculated @ 13-13-13 fertilizer weight of 64 lbs. per cubic foot

Filter grates, agitator extensions and hydraulic controls available.

# FERTILIZER SPREADER

## Side Shot



Designed for precise spreading of fertilizer, where the material shoots out of the sides, making it a perfect tool for winery/vineyards, blueberry farms, Christmas tree farms, or anywhere else that precise application is necessary. Side-Shot components can be removed to use the spreader as any typical 3-PH mounted fertilizer spreader, with the addition of the SR002 spreader kit.

- \* Designed for spreading fertilizer and salt
- \* Category 1 & 2 hitch
- \* Stainless steel bottom
- \* Material shoots out of both left and right sides
- \* Standard grate filter & hydraulic lever control for spreader gate
- \* Has a 26' to 59' spread swath

MODEL	CAPACITY	DIMENSIONS	WEIGHT	LIST PRICE
SR600	1719 lbs	38" H x 51" W	229 lbs.	\$4219
SR800	2204 lbs	40" H x 55" W	264 lbs.	\$4399

**OPTIONS:**

MODEL	DESCRIPTION	LIST PRICE
SR002	180 degree spread kit	\$249

# ZA-X FERTILIZER SPREADERS



AMAZONE ZA-X fertilizer spreaders to meet the demands of end-users and environmental protection: precise, reliable, reasonably priced.

- \* Double tipped hopper with optimum shape for continuous flow monitoring and more precision
- \* Fine-mesh filling sieves prevent problems when spreading and are easy to fold up and lock in position comfortable cleaning
- \* Complete spreading system made from stainless steel
- \* Convenience and reliability due to simple and easily accessible adjustment of spread rate and working width
- \* Double shutter system for an optimum rate setting and a quicker action for both opening and closing
- \* Row spreading attachment for optimum fertilization in special crops

MODEL	DESCRIPTION	WEIGHT (LBS.)	LIST PRICE
ZA-X903	900 L capacity with 18m working width  <b>Included:</b> Swiveling Cover, Rolling Device & Row Spreader attachment for Orchards	248 kg	\$11,965

# ZA-M FERTILIZER SPREADERS



**AMAZONE**

[Click for Video](#)



The ZA-M twin disc broadcaster, in hopper capacities up to 3,000 litres and spreading widths up to 36 meters, is the ideal machine for both farming and contractors alike and places great value on safety and reliability. The slow turning, high capacity agitation system and the reduced disc speeds ensure an even, granule-protecting fertilizer flow.

- \* **Important Parts in Stainless Steel**
- \* **Square Shallow Twin Tip Hopper**
- \* **Indestructible Oil Bath Gearboxes**
- \* **Requires pair OM spreading disc, see options.**
- \* **Stainless Steel Guard Tube to Protect Spreading Discs**
- \* **Spiral Agitators Ensure a Very Even Fertilizer Flow**
- \* **Hydraulic Single Shutter Slide Control for the Right or Left Hand Side**
- \* **Standard with Traffic Lights and Warning Plates**
- \* **Filling Sieve against Foreign Particles**
- \* **540 RPM PTO Shaft**
- \* **CAT II 3 Pt. Hitch**
- \* **Maximum Payload up to 6835 lbs. (3100kg)**
- \* **Calibration Device for the Simple Check of the Pre-Adjusted Spread Rate**
- \* **Comprehensive Setting Charts for all Types of Fertilizer**
- \* **Calculation Disc Rule to Determine the Required Shutter Slide Position**
- \* **Optional Spreading Disc, Hopper Extensions, Hopper Covers, Border Spreading Devices available**

MODEL	DESCRIPTION	WEIGHT (LBS.)	LIST PRICE
ZAM1502	1500 L / 395 gal capacity Requires OmniaSet (pair) spreading disc <b>see options on NEXT PAGE.</b>	337 kg	\$13,499

# ZA-M FERTILIZER SPREADERS



## MANDATORY OPTION SPREADING DISCS:

**Choose one set below, required to make machine complete**

OmniaSet Spreading discs (pair) are equipped with pivoting spreading vanes that generate a spread pattern that is extremely precise and safe. Discs are made from stainless steel and are easy to interchange.

Spreading width in meters depending on material being spread.

MODEL	DESCRIPTION	WEIGHT	LIST PRICE
927870	Pair (2) spreading disc OmniaSet OM10-12m	15 lbs.	\$891
927776	Pair (2) spreading disc OmniaSet OM10-16m	18 lbs.	\$924
927777	Pair (2) spreading disc OmniaSet OM18-24m	27 lbs.	\$1012
927778	Pair (2) spreading disc OmniaSet OM24-36m	33 lbs.	\$2145

## OTHER AVAILABLE OPTIONS:

MODEL	DESCRIPTION	WEIGHT	LIST PRICE
113912	500 L / 130 gallon hopper extension	27 kg	\$990
113913	1000 L / 265 gallon hopper extension	57 kg	\$2222
927784	Hopper cover for spreaders without extensions or with S500 hopper extensions only	26 kg	\$1529
927785	Hopper cover for spreaders with L1000 extensions	29 kg	\$1639
1733010	Boundary spread deflector Left Hand Side	5 kg	\$334
948320	Rolling parking stand	24 kg	\$891
935334	Limiter "ML" boundary spreader attachment L.H.	24 kg	\$2618
935335	Limiter "ML" boundary spreader attachment R.H.	24 kg	\$2618
922911	Calibration device for spread rate check	2 kg	\$309
112550	Easy Check Mat test kit	24 kg	\$705

*Weights indicated are base machine weight, not shipping weight*

[illegible]

---

---

## NOTES

# UTILITY VEHICLE SPRAYER



- \* Heavy duty blow molded 45 or 65 gallon polyethylene tank
- \* Low profile for improved stability / center of gravity
- \* Molded handles for easy installation in UTV's
- \* Conveniently positioned pump / manifold to be accessed from UTV cab to easily set sprayer PSI
- \* 12 volt diaphragm pump, 4.5 gpm, 60 PSI maximum
- \* New Multi-Lid included
- \* Quick release spray boom for fast assembly & disassembly from sprayer
- \* Can be used with tailgate of UTV closed or open
- \* 7 nozzle 3 section folding boom
- \* 140" spray pattern coverage
- \* Roundup ready
- \* Deluxe pistol type hand gun with 25ft of hose
- \* 45 gallon tank is 36" x 30"
- \* 65 gallon tank is 47" x 34.5"

MODEL	DESCRIPTION	WEIGHT	LIST PRICE
UTV457	45 gal. utility sprayer 7 nozzle, 3 section folding boom 12 volt, 4.5 GPM pump.	81 lbs.	\$1479
UTV657	65 gal. utility sprayer 7 nozzle, 3 section folding boom 12 volt, 4.5 GPM pump.	87 lbs.	\$1599

# SPOT & ATV SPRAYER



LG15EC



ATV25700QR



## 15 Gal. Spot Sprayer

- \* 15 Gal. (U.S.) corrosion resistant polyethylene tank
- \* Full drain out capabilities with molded in drain port, cap & tether
- \* Large sump pickup
- \* 5" fill lid with tether
- \* 12 volt (demand) diaphragm 1.0 GPM 35 PSI pump
- \* 18" lever handgun with adjustable nozzle with 15 ft. of hose
- \* Max. horizontal throw 25 ft.
- \* Max. vertical throw 12 ft.

## 25 Gal. ATV Sprayer with Boom

- \* 25 Gal. (U.S.) corrosion resistant polyethylene tank
- \* Universal ATV mounting brackets
- \* Full drain out capabilities with molded-in drain port, cap & tether.
- \* 12 volt diaphragm demand style pump, 2.1 GPM. Pressure range 0 – 60 PSI
- \* Adjustable Pressure
- \* Pressure Gauge
- \* 18" Handgun with adjustable nozzle & 15 ft. of hose
- \* 7 Nozzle, 3 section folding boom 140" spray coverage Includes nozzles and screens
- \* NEW QUICK RELEASE boom

MODEL	DESCRIPTION	WEIGHT	LIST PRICE
LG15EC	15 gal. spot sprayer with hand gun & 15 ft. hose	18 lbs.	\$189
ATV25700QR	25 gal. ATV sprayer with 7 nozzle 3 section boom (140") with hand gun & 15 ft. hose	56 lbs.	\$799

## OPTIONS:

MODEL	DESCRIPTION	LIST PRICE
7772014	Multi lid measuring device	\$39

# ESTATE SPRAYERS

## Tow Type



TRL4512V4 & TRL6512V7



LG30TRL

[Click for Video](#)

- \* Measured in U.S. gallon / litres
- \* Corrosion resistant polyethylene tanks
- \* Lower tank profile for improved stability
- \* Full drain out capability with molded in drain port, cap & tether
- \* Full length drain sump
- \* Large pickup sump
- \* 5" fill lid with tether
- \* Both gallon (US) and litre fluid volume indicator
- \* 30 gallon includes lever handgun with adjustable nozzle and 15ft of hose
- \* 45 & 65 gal. includes deluxe pistol grip handgun with adjustable nozzle and 25ft of hose
- \* 30 & 45 gallon: 12 volt 2.4 gpm, 60 psi diaphragm pump
- \* 65 gal. 12 volt 4.5 gpm, 60 psi diaphragm pump
- \* "On-Off" Switch
- \* Includes spray boom (includes nozzles and screens):
  - 30 gallon, 2 nozzle 80" coverage
  - 45 gallon, 4 nozzle 120" coverage
  - 65 gallon, 7 nozzle 140" coverage

MODEL	DESCRIPTION	WEIGHT	LIST PRICE
LG30TRL	30 gallon, 2 nozzle, 80" spray coverage 12V pump with 13" pneumatic tires	62 lbs.	\$749
TRL4512V4	45 gallon, 4 nozzle, 120" spray coverage 12V pump with 15/600 x 6 pneumatic tires	103 lbs.	\$1399
TRL6512V7	65 gallon, 7 nozzle, 140" spray coverage 12V pump, 18 x 9.5 x 8 pneumatic tires	153 lbs.	\$1999

### OPTIONS:

MODEL	DESCRIPTION	LIST PRICE
7772014	Multi lid measuring device	\$39

*Weights indicated are base machine weight, not shipping weight*

# SPRAYER

## 3 Pt. Hitch



The FIMCO 45 Gallon 3 Point Sprayer is designed to work with small to mid-size farm tractors for the application of pesticides, herbicides, insecticides or fungicides. Four nozzle boom with 120" spray coverage. Built on a powder coated steel frame with a folding 4 Nozzle Boom


- \* 45 Gallon UV resistant, molded polymer tank
- \* High Flo 12 Volt 2.4 GPM Pump 60 psi
- \* Deluxe pistol grip handgun delivers up to 40 feet of horizontal spray and 25 feet of vertical spray
- \* 4 nozzle folding boom with TeeJet AIXR air induction tips covers 120 inch swath
- \* Boom includes new anti drip strainers
- \* Cat. I, 3 Pt. hitch

MODEL	DESCRIPTION	WEIGHT	LIST PRICE
3PT4512V	45 Gal. US 3 Pt hitch sprayer 12V pump, 120" spray coverage	97 lbs.	\$1129

### OPTIONS:

MODEL	DESCRIPTION	LIST PRICE
7772014	Multi lid measuring device	\$39

**SPRAYER**  
**3 Pt. Hitch**



Spray Gun Kit



Pump

65 Gal (U.S) Cat. 1 3 Pt hitch sprayer for compact tractors for the application of pesticides, herbicides, insecticides or fungicides. Folding steel 7-nozzle boom delivers 12 feet of spray coverage.

- \* 65 U.S. Gallon Polyethylene tank
- \* 7 Nozzle folding boom
- \* Comes with TeeJet AIXR11003 air induction XR flat tips
- \* Hypro 6 roller pump – 9.76 GPM at 540 RPM
- \* Deluxe pistol grip spray gun with 25' of hose
- \* Piston type pressure relief/ regulating valve
- \* Highly visible pressure gauge

MODEL	DESCRIPTION	WEIGHT	LIST PRICE
3PT656R7	65 gal. US 3 Pt hitch sprayer with 6 roller Hypro PTO pump	151 lbs.	\$2179

# DETHATCHER



The FIMCO Dethatcher Attachment loosens and lifts dead grass, leaves and other lawn debris to promote healthier lawn growth. Superior 42 inch width steel construction uses 22 triple coiled tines to cover and clean more ground and hold up to 150 pounds. The transport lever engages or disengages the coiled tines to easily cross driveways or sidewalks. With a 10 minute assembly time, quickly be on your way to achieving and maintaining a healthy and vibrant lawn.

- \* 22 triple coiled tines provide a tight raking pattern and provide a clean lawn
- \* Easy to assemble and maintain ensures years of dependable use
- \* Laser cut superior steel construction provide years of dependable use
- \* Transport lever is easy to use when raising and lowering your attachment

MODEL	DESCRIPTION	WEIGHT	LIST PRICE
DTH42	42" Dethatcher	85 lbs.	\$359

# PLUG AERATOR



The FIMCO Plug Aerator Attachment is an essential lawn care tool to get water and nutrients down to the roots of plants and soil. The 42 inch Plug Aerator uses 24 self-cleaning soil knives to penetrate deep in the soil to pull up to 3 inch soil plugs. The transport lever engages or disengages the soil knives to easily cross driveways or sidewalks. Superior steel construction holds up to 175 pounds on the 14 gauge folded steel deck.

- \* 24 plugging points provide smooth aeration and maximize soil health
- \* Easy to assemble and maintain ensures years of dependable use
- \* Laser cut superior steel construction provide years of dependable use
- \* Transport lever is easy to use when raising and lowering your attachment

MODEL	DESCRIPTION	WEIGHT	LIST PRICE
PLG42	42" Plug aerator	85 lbs.	\$609

# SPIKE AERATOR



The FIMCO Spike Aerator Attachment is an essential lawn care tool to get water and nutrients down to the roots of plants and soil. The 42 inch Spike Aerator uses 144 spiking tips to penetrate deep in the soil to perforate up to 2.5 inches. The transport lever engages or disengages the spiking tips to easily cross driveways or sidewalks. Superior steel construction holds up to 175 pounds on the 14 gauge folded steel deck.

- \* **144 spiking tips provide increased aeration and maximize soil health**
- \* **Easy to assemble and maintain ensures years of dependable use**
- \* **Laser cut superior steel construction provide years of dependable use**
- \* **Transport lever is easy to use when raising and lowering your attachment**

MODEL	DESCRIPTION	WEIGHT	LIST PRICE
SPK42	42" Spike aerator	85 lbs.	\$629

# CARTS

## Poly - 10 Cu Ft



The FIMCO 10 Cubic Foot Trailer Cart easily maneuvers materials around the lawn, garden and farm. Built on a rigid steel frame the durable, easy to clean poly tub features a spring loaded latch to release and unload cart, pneumatic metal hub tires and reinforced hitch. A foldable hitch converts the trailer cart to be pushed or pulled by hand. Designed to haul up to 600 pounds the Poly Trailer Cart can handle hauling heavy earth, plants, mulch and gravel.

- \* 3/4" solid steel axle
- \* Converts to a convenient push/pull cart
- \* Easy dump release
- \* Fully assembled welded pedestal and under carriage frame
- \* Rust free poly tub
- \* Tire size 16 x 4.8 - 8
- \* Bed Size 49"L x 36"W x 14"H

MODEL	DESCRIPTION	WEIGHT	LIST PRICE
TC10P	10 cu ft poly cart	75 lbs.	\$349

# CARTS

## Poly - 15 Cu Ft



The FIMCO 15 Cubic ATV Poly Cart easily maneuvers materials around the lawn, garden and farm. Built on a rigid steel frame the durable, easy to clean poly tub features a spring loaded easy step dump release to unload cart, pneumatic metal hub tires and reinforced hitch. Designed to haul up to 700 pounds the Poly Cart can handle hauling heavy earth, plants, mulch and gravel.

- \* 1 piece poly bed design for increased durability
- \* 3/4" steel axle
- \* Easy dump release
- \* High clearance steel under carriage
- \* Rust free poly tub
- \* Tire size 16 x 6.5 - 8
- \* Bed Size 48"L x 40"W x 15"H

MODEL	DESCRIPTION	WEIGHT	LIST PRICE
TC15HP	15 cu ft poly cart	85 lbs.	\$539

# CARTS

## Steel - 10 Cu Ft



The FIMCO 10 Cubic Foot Steel Cart easily maneuvers materials around the lawn, garden and farm. Built on a welded steel frame, this solid steel body and tailgate construction comes with pneumatic tires and a spring loaded latch to release and unload the cart. Designed to haul up to 750 pounds the Steel Cart can handle hauling heavy earth, plants, mulch and gravel.

- \* 3/4" solid steel axle
- \* Easy dump release
- \* Handles loads up to 750 pounds
- \* Removable tailgate
- \* Steel body
- \* Tire size 16 x 4.8 - 8
- \* Bed Size 42"L x 31"W x 13"H

MODEL	DESCRIPTION	WEIGHT	LIST PRICE
TC1018	10 cu ft steel cart	103 lbs.	\$399

# CARTS

## Steel - 17 Cu Ft



The FIMCO 17 Cubic Foot Steel Cart easily maneuvers materials around the lawn, garden and farm. Built on a welded steel frame, this solid steel 16 gauge body and tailgate construction comes with pneumatic tires and a spring loaded latch to release and unload the cart. Designed to haul up to 1500 pounds the Steel Cart can handle hauling heavy earth, plants, mulch and gravel.

- \* 16 gauge steel body
- \* 3/4" solid steel axle
- \* Easy dump release
- \* Handles loads up to 1500 pounds
- \* Removable tailgate
- \* Tire size 16 x 6.5 - 8
- \* Bed Size 59"L x 37"W x 16"H

MODEL	DESCRIPTION	WEIGHT	LIST PRICE
TC17	17 cu ft steel cart	200 lbs.	\$639

# CARTS

## Steel - 17 Cu Ft

### Steerable 4 Wheel



The FIMCO 17 Cubic Foot Trailer Cart Steel Bed Steerable 4 Wheel easily maneuvers heavy materials around the lawn, garden and farm. Built on a welded steel pedestal and frame the solid steel 16 gauge body and removable slotted base tailgate construction, pneumatic tires. Designed to haul up to 2000 pounds the 4 wheel steerable steel cart can handle hauling heavy earth, plants, mulch and gravel.

- \* 16 gauge steel body
- \* 3/4" solid steel axle
- \* 4 wheel steerable axle cart
- \* Handles loads up to 2000 pounds
- \* Removable tailgate
- \* Tire size 16 x 6.5 - 8
- \* Bed Size 59"L x 37"W x 16"H

MODEL	DESCRIPTION	WEIGHT	LIST PRICE
TC174	17 cu ft steerable steel cart	227 lbs.	\$949

# MINI EXCAVATOR



These new compact excavators are built to tackle any job. FORTIS mini excavators are perfect for any task that requires precision, power and productivity. These excavators are designed to be highly durable with advanced hydraulic systems and robust construction, ensuring that they are a reliable investment. Whether it's construction, landscaping, or agriculture, FORTIS has you covered. These mini excavators are powerful and versatile, making them an ideal choice for a wide range of applications. Power and precision unite in FORTIS mini excavators, delivering strength, versatility, and efficiency in a compact package.

**See Specifications on next page**

MODEL	DESCRIPTION	WEIGHT	LIST PRICE
FME21	Mini Excavator	835 kgs.	\$12,899
FME31	Mini Excavator	934 kgs.	\$14,699
FME31C	Mini Excavator w/cab	1035 kgs.	\$16,499

# MINI EXCAVATOR



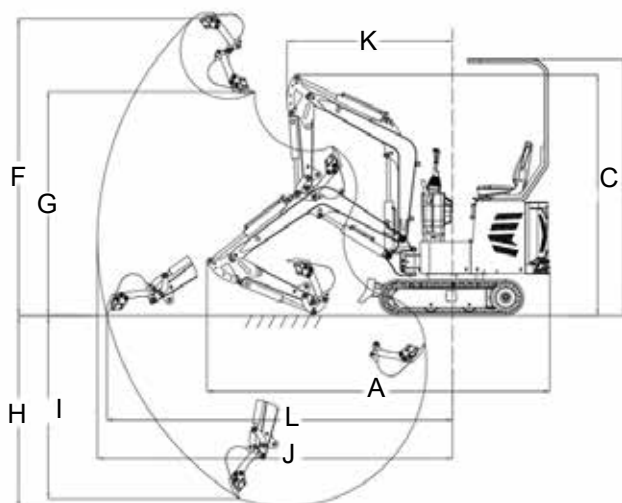
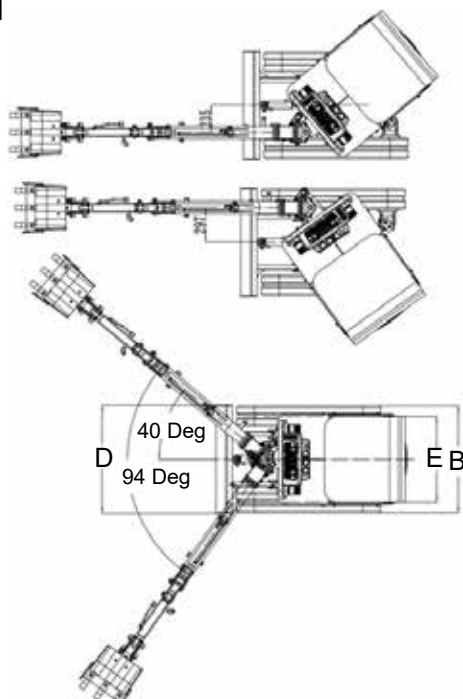
## Continued

- \* Briggs and Stratton 13.5 H.P gasoline engine
- \* Swivel boom
- \* Bucket capacity .8 cu ft
- \* Digging depth  
FME21 5ft 8in, FME31 5ft 6in
- \* Delivery capacity 420 CC
- \* Rated output power / speed = 13.5 HP / 3600 r/min
- \* Slewing speed 9 rpm
- \* Maximum climbing ability 30 degrees
- \* Maximum digging force 6.5 kN
- \* Rubber caterpillar band
- \* Grease cylinder
- \* Gear pump
- \* Working pressure 16 MPa
- \* Flow 18 L/min
- \* Hydraulic tank capacity 18L
- \* Engine oil capacity 1.1L
- \* Fuel tank capacity 6.6L
- \* Maximum travel speed  
FME21 1.2 km/h, FME31 1 km/h
- \* Ground pressure  
FME21 0.39 kgf/cm<sup>2</sup>, FME31 0.4 kgf/cm<sup>2</sup>
- \* FME31 has retractable tracks and optional enclosed cab with cooling fan

SPECIFICATIONS	CODE	FME21	FME31
Total Length	A	113"	113"
Total Width	B	33"	37"
Total height (with / with out ceiling)	C	87" / 78"	90" / 80"
Bulldozer blade width / height	D	37" / 8"	37" / 8"
Caterpillar band center distance	E	29"	29"
Caterpillar band board width		7"	7"
Maximum excavation height	F	98'	112"
Maximum unloading height	G	69"	82"
Maximum excavation depth	H	68"	66"
Maximum vertical arm excavation depth	I	65"	63"
Maximum excavation distance	J	119"	121"
Maximum turning radius front end	K	59"	47"
Maximum excavation ground distance	L	116"	119"
Platform clearance		16"	16"
Bucket width (with / without side teeth)		15" / 13"	15" / 13"
Total length of caterpillar band		47"	47"

# MINI EXCAVATOR

Continued



# AGRICULTURAL GPS BlackBox Air

**PATCHWORK**  
TECHNOLOGY



With built in terrain compensation, the BlackBox Air provides an accurate location for all field operations. It can provide straight and curved guidance modes which is perfect for most guidance needs. This is suitable for any application benefitting from GPS; on your tractor for spreading fertilizer, to quickly and easily moving it to your ATV for spreading red clover. Easy installation and operates from the 12V vehicle power supply.

- \* Bright 7" display with durable touch screen
- \* Micro SD storage card slot
- \* Rechargeable battery (via USB)
- \* WiFi and Bluetooth connectivity
- \* 8" accuracy with a 10hz GPS receiver (WAAS, EGNOS and GLONASS)
- \* Field recognition
- \* Field area measurement
- \* Coverage area measurement
- \* Stores farm and field boundaries

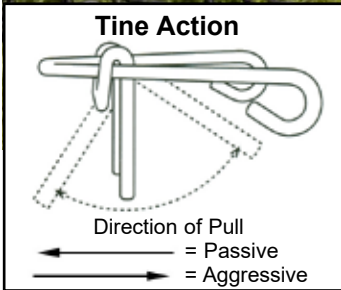
MODEL	DESCRIPTION	LIST PRICE
05-05-0033	BlackBox Air	\$2189

# CHAIN HARROWS

# Hackett Harrows



[Click for Video](#)




HACKETT HARROWS are designed to cover all applications from large farms to smaller hobby farms and equestrian venues. The Hackett Harrow is ideal for all types of ground work, by improving ground conditions by removing thatch, breaking up clods, working in fertilizer and breaking up and leveling soil, in established pastures, paddocks, park lands, small acreages, race tracks and horse arenas. The Hackett Harrows is manufactured in the U.K. from high quality steel, which ensures that the harrow is extremely strong with high resistance to wear. Harrows are available in 4 ft. 6 ft. 8 ft. 12 ft. and 16 ft. widths, x 4 ft. or 8 ft. long.

- \* Tine size 1/2" x 3-1/2"
- \* Sixty tines per 4 foot section
- \* High quality, high carbon steel tines
- \* Heat treated at optimum temperatures to ensure high resistance to wear

## PULL TYPE HARROW SETS COMPLETE WITH DRAWBAR

WIDTH X LENGTH	CONTENTS	WEIGHT	LIST PRICE
4' x 4'	1-CC044 & 1-DB04U	105 lbs.	\$479
6' x 4'	1-CC064 & 1-DB06U	165 lbs.	\$669
8' x 4'	2-CC044 & 1-DB08U	203 lbs.	\$829
12' x 4'	3-CC044 & 1-DB12U	301 lbs.	\$1339
16' x 4'	4-CC044 & 1-DB16U	402 lbs.	\$1899
4' x 8'	2-CC044 & 1-DB04U	179 lbs.	\$799
8' x 8'	4-CC044 & 1-DB08U	351 lbs.	\$1499
12' x 8'	6-CC044 & 1-DB12U	523 lbs.	\$2299
16' X 8'	8-CC044 & 1-DB16U	698 lbs.	\$2499

# TREE & POST PULLER Intimidator



[Click for Video](#)

DU12200 Model Shown

A true land-clearing, obstacle-removing attachment for your skid-steer or tractor, the Intimidator is ideal for eliminating trees, saplings, shrubs, bushes, and other obstructions on the job site or farm. The unmatched versatility of the Intimidator handles the toughest stumps, posts, rocks, fencerows, and land-clearing jobs. Selectively eliminate what you want. Maneuver into tight locations and next to buildings or fences with ease. Remove the complete tree or stump, roots and all. Remove larger trees, even with smaller skid-steers or tractors, using the replaceable excavator bucket teeth and vertical jaw saw teeth to dig and cut roots.

- \* Incorporates a tree/post puller, stump bucket, and rock picker all in one
- \* Can maneuver into tight locations and next to buildings and fences
- \* Dig and cut roots using the replaceable excavator bucket teeth and vertical jaw saw teeth for large tree removal and/or stumps
- \* Synchronized jaws are actuated by a rear mounted 3" diameter cylinder

MODEL	DESCRIPTION	WEIGHT	LIST PRICE
DU12200	Skid steer quick attach	630 lbs.	\$6499
DU12200T	Skid steer quick attach with side saw teeth jaws	642 lbs.	\$6999
DU12201	Euro/Global quick attach	643 lbs.	\$6899
DU12201T	Euro/Global quick attach with side saw teeth jaws	755 lbs.	\$6999
DU12200F	Flat back (for custom fabrication)	740 lbs.	\$6999

## OPTIONS:

MODEL	DESCRIPTION	LIST PRICE
DU196056	Front End Loader Hose Kit	\$729

# TREE SAW HYDRAULIC, SKID STEER



The BROWN Tree Saw is designed for skid steer is a rugged machine that can handle selective clearing of wood lots, fence rows, food plots and ATV / bike trails. The heavy construction is tough enough to cut heavy brush and trees up to eight inches in diameter. All models have an electric over hydraulic rotating head for trimming limbs and sizing logs for easy removal. Mining grade saw blade tips are used to allow below ground cutting when desired. Machines are available with either industry standard hydraulic gear motors or cutting edge "Bent Axis Piston" motors.

- \* 90 Degree Rotating Head
- \* 36" Blade with 10 Replaceable Carbide Teeth
- \* All Welded Construction
- \* Limb & Brush Guard Included
- \* Includes Hydraulic Hoses and Couplers
- \* Includes 3 Button Wiring Harness
- \* Optional 8 Pin or 14 Pin Connectors Available

MODEL	DESCRIPTION	GPM REQ'D	WEIGHT	LIST PRICE
HTS3620BA	with hydraulic bent axis motor	20 GPM	1250 lbs.	\$26,999
HTS3640BA	with hydraulic bent axis motor	40 GPM	1250 lbs.	\$26,999

**Special Order, Allow 30 days for delivery**

# TREE SAW

## 3 Pt. HITCH



TS100 Model Shown

[Click for Video](#)



TSG200 Model Shown

The BROWN TREESAWS are designed to be rugged machines that can handle selective clearing of wood lots, fence rows, food plots, ATV/bike trails etc. the heavy construction is tough enough to cut heavy brush and trees up to 8" in diameter. The balanced blade keeps vibration to a minimum. The TS100 comes with a rigid brush bar for controlling brush and trees as you cut them. The TSG200 comes with a hydraulic grapple for moving brush and cut trees after cutting. Both units include a brush guard to protect operator.

- \* **Minimum HP required 35 HP**
- \* **Cat. I 3 Pt. Hitch**
- \* **Height of cut: ground level**
- \* **All welded construction**
- \* **Gear Box Ratio 1: 1.5**
- \* **540 RPM PTO**
- \* **36" Blade with replaceable carbide teeth**

MODEL	DESCRIPTION	WEIGHT	LIST PRICE
TS100	TREESAWE with brush guard	850 lbs.	\$8899
TSG200	TREESAWE with hydraulic grapple & brush guard (includes hydraulic hose)	1050 lbs.	\$10,799

*Weights indicated are base machine weight, not shipping weight*

# LOGGING WINCHES

Fransgård

## INSTANT REBATE !

**\$1,000** on V4021 & V6521

**\$500** on V3021, V3521  
& V5021

Complete  
our form for your  
INSTANT  
REBATE !

[Click for Video](#)



The **Fransgård** winch was designed and manufactured in Denmark for over 30 years. Its robust design, and extra weight, will provide great traction and enable skidding logs, even in narrow trails. The heavy-duty butt plate and tow bar, can be used for dozing the logs, and levelling trails. All winches have a cam-activated clutch system

- \* All winches include PTO, cable & protective safety screen
- \* Specially designed cable resists friction for longer wearing life
- \* 1 year limited warranty on manufacturing defects.
- \* Owners manual and parts book provided with every winch
- \* All winches have a cam-activated clutch system
- \* PTO hookup ground clearance specifications enable choosing the ideal model for your tractor
- \* Top pulley is mounted on bearings, and extra supports provides additional resistance for heavy loads
- \* Cable drum tension bracket prevents cable from unspooling
- \* Replaceable, serrated tow bar strip on V4021 and up
- \* Replaceable cable drum frame

MODEL	PULL CAP.	WEIGHT	TRACTOR HP REQ'D	CABLE LENGTH	CABLE DIA.	LIST PRICE
V3021	6600 lbs	385 lbs.	25	133'	5/16"	\$5899
V3521	7700 lbs	408 lbs.	25	133'	5/16"	\$5999
V4021	8800 lbs	657 lbs.	40	167'	3/8"	\$7599
V5021	11,000 lbs	687 lbs.	40	167'	3/8"	\$7499
V6521	14,300 lbs	972 lbs.	80	167'	7/16"	\$10,999

**CAUTION:** Timber winches are mounted very close to the tractor for maximum stability, therefore PTO length is critical. Stock length shaft supplied may require shortening to suit tractor. Operator should ensure that the PTO is never operated at over a 30 degree angle. Three point hitch linkage must have lower setting adjusted so winch does not dig into soft ground pulling the or breaking the PTO shaft. There is no warranty on PTO shafts and knuckles broken or bent under the circumstances listed above. Never transport logs hooked to top of winch by cable, always use chains hooked to transport bar which gives a lower center of gravity.

**NOTE :** Please review owners manual as there are specific operating and maintenance instructions - **cables are considered a wearing part and are not covered by warranty.**

# LOGGING WINCH

## Accessories

Fransgård

**INSTANT  
REBATE !**

**\$1,000** on V4000 & V6500

**\$500** on V3004, V3507  
& V5000

Complete  
our form for your  
**INSTANT  
REBATE !**



1582



1562



1593



1525/1546/1556



1584



1595/1596



1586/1588

MODEL	DESCRIPTION	LIST PRICE
1525	Cable 5/16" x 133' (for use with V2800,V3021,V3521)	\$259
1546	Cable 3/8" x 167 ft (for use with V4021,V5021)	\$435
1556	Cable 7/16" x 167 ft - for use with V6521	\$499
1562	End hook for cable	\$21
1582	Choker/Slider	\$38
1584	Choker chain 7' silver (for use w/V3021 & V3521. Work load 2200lbs/1000kg)	\$60
1586	Choker chain heavy duty 7' red (for use with V4021, V5021 & V6521) Work load 6615 lbs/3000kg	\$110
1588	Choker chain heavy duty 10' red (for use with V4021, V5021 & V6521) Work load 6615 lbs/3000kg	\$139
1593	Middle Pulley for V3021 and V3521	\$155
1595	Distance Pulley - 4000 kg / 8800 lbs.	\$519
1596	Distance Pulley - 13000 kg / 28600 lbs.	\$1269

*Weights indicated are base machine weight, not shipping weight*

# LOG HOLDER



[Click for Video](#)

The Timber Croc Log Holder is able to safely and securely hold logs, pallets and planks while they are being cut, eliminating many of the dangers traditionally associated with log cutting. The Timber Croc utilises a patented “teeth” design to hold logs in place and it is completely self-adjusting. The Timber Croc is designed to hold logs, pallets and planks of various sizes, while cutting with a chainsaw. It will hold a log without any other support, making log cutting a job for one person. The heavy-duty Timber Croc Log Holder is capable of gripping logs exceeding 20 kilograms. This makes cutting wood a safe, one person job. Also standing higher off the ground, there is enough clearance to wheel a small trailer underneath that will catch the falling logs. This saves time, backache and fatigue. The Timber Croc Log Holder is quick and simple to set up and folds for convenient transport and storage. This product design is copyright approved and patent granted

- \* **Superior Built Product**
- \* **One-person Operation**
- \* **Safer Application**
- \* **Patented ‘teeth’ design grips wood of all shapes and sizes**
- \* **Faster (no clamp adjusting)**
- \* **More portable**
- \* **115cm high, 116cm long, 45cm wide**

MODEL	DESCRIPTION	WEIGHT	LIST PRICE
TCLH1	Log Holder	20 kgs.	\$349

# STUMP GRINDERS

## 3 Pt. Hitch



[Click for Video](#)

This **WORKSAVER** economical and efficient PTO powered stump grinder makes stump removal fast & easy. The operator easily controls the stump grinder from the comfort of their tractor seat.

- \* **Maneuverable** - goes anywhere a tractor can.
- \* **Cutting wheel design** provides a smoother cutting action.
- \* **Durable carbide -tipped cutting teeth** are economical and easy to replace.
- \* **SUREFOOT stabilizer bar** provides solid footing during operation.
- \* **Rubber deflector** helps control chips during grinding.
- \* **Hardened bushings** used in major pivot points for increased reliability.

MODEL	SG26 (3 Pt)	SG36 (3 Pt)
<b>LIST PRICE</b>	<b>\$12,699</b>	<b>\$14,699</b>
Hitch	Cat. 1	Cat. 1 and 2
Overall Length	75"	80"
PTO Driveline	Series 5	Series 6
Driveline Protection	Slip Clutch	Slip Clutch
Gearbox Rating	60 HP	100 HP
Cutting Wheel Thickness	3/4"	3/4"
Cutting Wheel Diameter	26"	36"
# Of teeth	30	39
Cutting Ht Above Ground	18"	18"
Cutting Ht Below Ground	10"	10"
Max. Cut Depth Per Pass	5"	8"
Max. horizontal cut	28"	33"
Swing Arc	45°	45°
HP Requirement	22-50	45-100
Weight	660 lbs.	880 lbs.

### OPTIONS:

MODEL	DESCRIPTION	LIST PRICE
811600	Box of 12 replacement carbide teeth with bolts and washers	\$499

*Weights indicated are base machine weight, not shipping weight*

# ELECTRIC SUB-COMPACT GRAPPLE



[Click for Video](#)

No auxiliary hydraulics to operate the clamp on a grapple? With WorkSaver's Electric Sub-Compact Grapple, all you need is a connection to the battery. Engineered for Sub-Compact tractors (up to 32-hp) equipped with a loader with "universal" skid-steer mount, to handle debris and so much more. These grapples are opening up possibilities never before available to large and small property owners. This grapple is intended for a light duty application.

- \* "Universal" skid steer quick attach or JD hook & pin
- \* 12-Volt Industrial Linear Actuator with 8" stroke to open and close upper grapple
- \* 1012 lbs of force in closed position
- \* Includes 10-gauge universal wiring kit allowing direct connection to the battery
- \* Pre-wired rocker switch w/mount to fit most joy sticks
- \* 31 inch grapple opening for ease of gathering materials
- \* Parking stand to assist storage and hook-up

MODEL	DESCRIPTION	WEIGHT	LIST PRICE
ESCG48S	48" electric grapple	247 lbs.	\$4599
ESCG48JD	48" electric grapple for JD	240 lbs.	\$4699

# GRAPPLE RAKES

## Compact Tractors

### up to 40 HP



**WORKSAVER** grapple rakes for skid steer and tractor front loaders are ideal for loading logs, picking rocks, and orchard prunings. Can be used for raking and piling brush and other hard to handle materials. Skid steer models use “Universal attaching” system for quick convenient method of hook-up. Tractor front loader mounting brackets extra. Pin type or quick attach brackets available.

- \* **Single grapple**
- \* **Single cylinder controls upper grapple**
- \* **Optional interfacing quick-attach bracket available to fit most John Deere, AGCO, Kubota, CNH, and other brands of loaders.**
- \* **The FLGR-4062S is used on OEM loaders that utilize the skid steer quick-attach system**

MODEL	APPLICATION	WIDTH	WEIGHT	LIST PRICE
FLGR4062	Front Loader	60"	277 lbs.	\$3959
FLGR4062S	Front Loader with skid steer quick-attach system	60"	355 lbs.	\$4159
NOT FOR USE ON SKID STEER LOADERS				

*Weights indicated are base machine weight, not shipping weight*

# GRAPPLE RAKES

## Tractors / Skid Steer



[Click for Video](#)

**WORKSAVER** grapple rakes for skid steer and tractor front loaders are ideal for loading logs, picking rocks, and orchard prunings. Can be used for raking and piling brush and other hard to handle materials. The split top design provided dual upper grapples for picking up brush and other debris while leaving the dirt behind. Skid steer models use “Universal attaching” system for quick convenient method of hook-up. Tractor front loader mounting brackets extra. Pin type or quick attach brackets available.

- \* **Two working widths 62” and 77” with 4 grapple tines**
  - \* **Tine spacing 15” center to center**
  - \* **Grapple opening 50”**
  - \* **Grapple depth 25”**
- \* **Reinforced tubes welded between lower tines for added strength**
  - \* **Includes hydraulic cylinders, less hoses**

MODEL	APPLICATION	WIDTH	WEIGHT	LIST PRICE
FLGR262	Front Loader	62”	811 lbs.	\$6499
FLGR277	Front Loader	77”	958 lbs.	\$7499
SSGR262	Skid Steer	62”	820 lbs.	\$7299
SSGR277	Skid Steer	77”	965 lbs.	\$8299

### OPTIONS:

MODEL	DESCRIPTION	LIST PRICE
811395	Parking Stand Kit, 26 lbs Allows upright storage and easy hook up on hard surfaces	\$389

# PALLET FORK & GRAPPLE



[Click for Video](#)

Danusers pallet forks are designed with a heavy duty rail style frame, which supports up to 6000 lbs. These feature excellent operator visibility through the frame, brick guard and grapple. Forks have flip up style tine adjustments. Grapple can be locked and stored for normal pallet fork use, no tools required. Grapple kits include hoses with flat faced couplers. Front-End Loader hose kit available.

- \* **3500 lb. or 5500 lb. tine capacity**
- \* **48" tine length**
- \* **Maximum grapple opening of 55"**
- \* **Produces up to 9500 lbs. of force to secure loads**
- \* **2 year warranty on forks, 1 year on grapple**

MODEL	DESCRIPTION	WEIGHT	LIST PRICE
DU12017	Skid-Steer full brick guard	166 lbs.	\$1129
DU12030	Skid-Steer walk-thru brick guard	162 lbs.	\$1129
DU12035	Euro/Global loader	148 lbs.	\$1189
DU12057	Fork tine set 1-1/4" x 48" 3500 lb capacity	179 lbs.	\$1019
DU12059	Fork tine set 1-5/8" x 48" 5500 lb capacity	230 lbs.	\$1229
DU12085	Pallet fork grapple kit for Danuser frame design	150 lbs.	\$2319
DU170500	Pallet fork grapple kit for other frame design	150 lbs.	\$2319

# GRAPPLE

## SATG: Sweep Action Tine Grapple



[Click for Video](#)

The Sweep Action Tine Grapple (SATG) is described as one tool, with many applications, demanded for clearing rocks, brush, wood, metal, and other material. The patent pending design keeps the front rake of the sweep clamp open during use until the rear section of the clamp is either closed or contacts the material being handled. The cylinder then overcomes the spring pressure causing the front rake to rotate towards the bucket in a sweeping motion moving material in, and retaining it in the bucket.

- \* Available in three sizes 72", 78" & 84"
- \* Bucket Depth 31"
- \* Grapple opening 37"
- \* 44 Degrees of sweeping action
- \* Tine material 1/2" thick steel
- \* Tine spacing 5"
- \* Universal skid steer quick attach brackets
- \* Includes hydraulic hose and "Connect Under Pressure" flat face couplers

MODEL	DESCRIPTION	WEIGHT	PRICE
SATG72	72" wide Sweep Action Grapple	847 lbs.	\$7659
SATG78	78" wide Sweep Action Grapple	893 lbs.	\$8699
SATG84	84" wide Sweep Action Grapple	923 lbs.	\$8949

# GRAPPLE BUCKET

## LOW PROFILE

## SKID STEER



Model LPSB



Model LPTG

WorkSaver’s NEW Low Profile Grapple Buckets come in two different styles, Tine Bottom and Solid Bottom. Available in four models, all with a split grapple assembly with 2 hydraulic cylinders with cylinder guards to protect cylinders and hoses. These NEW Grapple Buckets are manufactured to attach to any skid steer with the “universal” skid steer quick attach mounting system. Comes with hydraulic hoses and “connect under pressure” flat faced couplers.

- \* 72" & 84" overall width
- \* Split grapple assembly
- \* Tine grapple has 7 1/2" spacing
- \* Scrap bucket cutting edge is pre-drilled to accept optional replaceable bevelled cutting edge
- \* Complete with "connect under pressure" flat faced couplers
- \* Two 2"x10" Hyd cylinders with cylinder guard protection
- \* Universal skid steer quick attach mounting bracket

MODEL	DESCRIPTION	WEIGHT (LBS.)	LIST PRICE
LPTG72A	72" Low profile tine grapple bucket	820 lbs.	\$6499
LPTG84A	84" Low profile tine grapple bucket	898 lbs.	\$7799
LPSB72A	72" Low profile scrap grapple bucket	760 lbs.	\$6699
LPSB84A	84" Low profile scrap grapple bucket	855 lbs.	\$8259

**OPTIONS: FOR LPSB72 OR LPSB84 SCRAP BUCKET**

MODEL	DESCRIPTION	LIST PRICE
811790	3/4" x 8" x 72" reversible cutting edge & hardware	\$859
811870	3/4" x 8" x 84" reversible cutting edge & hardware	\$999

# MINI SKID STEER COMPACT GRAPPLE



This tool consistently delivers high performance while offering the owner a great return on investment. Model MGU-48 is designed to fit any unit with the “Universal Mini Mount” (Toro-Dingo®, Boxer®, Ditch Witch®, Ramrod, etc.). Model MGB/G-48 is designed to fit the Bobcat® MT-Series as well as the Gehl 1640E. Overall unit width is 48”. Offers great versatility in clearing brush, piling limbs, orchard prunings or other hard to handle materials.

- \* Single upper grapple provides clamping force to hold material securely.
- \* Mainframe design allows brush and other materials to be picked up while leaving the dirt.
- \* Good forward visibility for easy control in close quarters for increased productivity.
- \* Hoses and couplers are standard equipment.

MODEL	DESCRIPTION	WEIGHT	LIST PRICE
MGU-48	Universal - fits Toro-Dingo, Boxer Ditch Witch, Ramrod & others	290 lbs.	\$3299
MGB/G-48	Fits Bobcat MT & Gehl 1640E	310 lbs.	\$3399

# MANURE FORKS



The Worksaver Manure Fork was designed for picking up manure, matted straw or other loose materials. Excellent for handling silage, units with upper grapple helps secure load during transport improving productivity. All units have forged cranked tines for extended service life. Units come with Universal Skid Steer quick attach plate.

- \* Available in 66" & 72" widths
- \* Overall depth 31" / 787mm
- \* Overall height 21.5" / 546mm
- \* Useable tine length 27" / 686mm
- \* Tine spacing 7.5" / 190mm
- \* Number of tines 66" - 9, 72" - 10

MODEL	DESCRIPTION	WEIGHT	LIST PRICE
MS66S	Manure fork 66" wide	240 lbs.	\$2259
MS72S	Manure fork 72" wide	270 lbs.	\$2349

# MINI SKID STEER SARG SWEEP ACTION ROCK GRAPPLE



Rocks are no problem...the 42-inch Sweep Action Rock Grapple with it's 39-inch wide upper grapple sweeps rocks into the tine bucket and retains them there. The bucket features tines of solid 1" material spaced on 3" centers to retain rocks while allowing the dirt to be sifted out.

- \* **Universal mini skid steer mount – fits Toro-Dingo, Boxer, Ditch Witch, Ramrod, Vermeer and others, SARG-42 B/G fits Bobcat MT & Gehl 1640E.**
- \* **Hoses and flat-face couplers are standard equipment.**
- \* **Bolt-on side plates are standard to help retain smaller rocks if needed.**
- \* **Optional bolt-in solid bottom available to retain smaller materials.**

MODEL	DESCRIPTION	WEIGHT	LIST PRICE
SARG-42	Universal - fits Toro-Dingo, Boxer Ditch Witch, Ramrod, Vermeer & others	445 lbs.	\$4699
SARG-42B/G	Fits Bobcat MT & Gehl 1640E	450 lbs.	\$4699

# PALLET FORKS



- \* **Clamp-On to material loader Bucket**
- \* **Available in three sizes**
- \* **No tools required to install**

MODEL	DESCRIPTION	WEIGHT	PRICE
BF1000	1000 lb capacity, 35" usable length, pair.	78 lbs.	\$869
BF2000	2000 lb capacity, 42" usable length, pair.	102 lbs.	\$969
BF4000	4000 lb capacity, 42" usable length, pair.	168 lbs.	\$1599



- \* **1-1/4" x 4" solid forks with spring loaded toggle latch for positioning**
- \* **Skid steer mount units have step through design**

MODEL	DESCRIPTION	WEIGHT	LIST PRICE
SSPF442	Pallet forks 4000 lb. rated, 42" long to fit skid steer or tractor loaders with universal skid steer attach system	345 lbs.	\$2079
SSPF448	Pallet forks 4000 lb. rated, to fit skid steer or tractor loaders with universal skid steer attach system	359 lbs.	\$2079
GLPF5548	Pallet forks 5500 lb. rated, 1-1/2" x 4" 48" long to fit Global / ALO mount	393 lbs.	\$2299
SSPF242	Pallet forks 2400 lb. rated, 42" long to fit loaders with universal skid steer attaching systems	290 lbs.	\$1659

# MINI SKID STEER PALLET FORKS



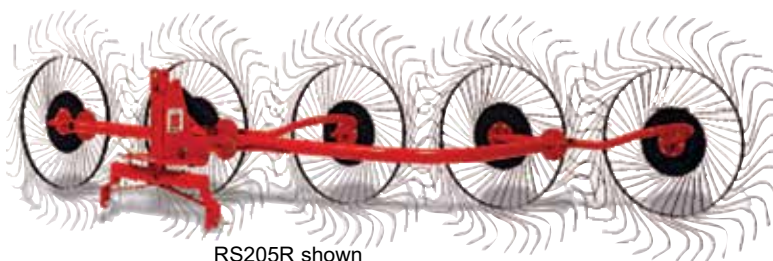
Pallet Forks designed for Mini Skid Steers / Compact Tool Carriers. These tools elevate the professional's productivity while offering the large property owner increased flexibility.

- \* Rated at either 1,200 lbs. or 2,000 lbs.
- \* All models utilize Class I solid steel alloy forks.
- \* Fits Toro-Dingo®, Ramrod, Boxer®, Ditch Witch® and others with “Universal” mounting system.
- \* Models available for Bobcat MT-Series (MT-50, MT-52, MT-55)

MODEL	DESCRIPTION	CAPACITY	WEIGHT	LIST PRICE
MPF-1200	Forks: 1" x 3" x 36" Mount: Mini Skid Steer	1200 lbs	178 lbs.	\$1319
MPF-1200B/G	Forks: 1" x 3" x 36" Mount: Bobcat MT-Series	1200 lbs	188 lbs.	\$1429
MPF-2000	Forks: 1.18" x 3" x 42" Mount: Mini Skid Steer	2000 lbs	215 lbs.	\$1539
MPF-2000B/G	Forks: 1.18" x 3" x 42" Mount: Bobcat MT-Series	2000 lbs	225 lbs.	\$1589

# FINGER WHEEL RAKES

## 3 Pt. Single Side



RS205R shown



RS202R shown

For tractors from 16 to 80 HP engine and up. Category 1 - 3 Pt. hitch. Finger rake wheels are mounted on molded steel hubs with tapered bearings. Lifts hay gently, and evenly from undulating terrain. May also be used for raking, turning or spreading swathes. Its fast working speed makes it possible to cover a large acreage quickly. Having no gears, chains or other drive components to wear out, the finger wheel rake is truly a low maintenance tool.

- \* **HP Requirements: 16-80**
- \* **Cat. I 3 Pt. hitch**
- \* **Molded steel hubs with greasable tapered bearings**
- \* **May also be used for raking, turning or spreading swathes**
- \* **Lifts hay gently, even from undulating terrain**

MODEL	NUMBER WHEELS	MAXIMUM WORKING WIDTH	TRACTOR HP REQ'D	WEIGHT	LIST PRICE
RS202R	2	4' 3"	16 - 30	194 lbs.	\$1849
RS203R	3	6' 5"	16 - 30	291 lbs.	\$2699
RS204R	4	8' 6"	30 - 80	388 lbs.	\$3699
RS205R	5	11'	30 - 80	495 lbs.	\$4499
RS206R	6	12' 9"	30 - 80	602 lbs.	\$5299

# BAT RAKE



Enorossi's Bat Rake is the new standard for Hay Rake Caddies. Available in 8, 10 and 12 wheel sizes, the Bat Rake comes in a Single Wheel configuration allowing each individual raking wheel to follow all types of ground contours. Equipped with 60" diameter raking wheels and 7.5 mm tines, the Bat Rake's raking wheels are arguably the best raking wheel on the market today. The heavy spring tines, provide for excellent wear and strong resistance to breakage. The heavy-built frame and high profile of the Bat Rake give a full 32" of ground clearance allowing it to rake in all types of ground contours in heavy hay conditions.

- \* Independent rake wheel arms to follow all ground contours
- \* High Clearance - 32" of Ground Clearance
- \* Perfect for heavy hay
- \* Easy windrow width adjustment
- \* Heavy built and low maintenance
- \* 60" raking wheels with 7.5 mm tines
- \* Raking wheels sit at a 7° angle to create fluffier windrows and leave less hay in your fields
- \* Heavy built and low maintenance
- \* 205/70-15 tires standard
- \* Heavy tubular frame with strategically placed bracing
- \* Molded steel hubs with tapered roller bearings
- \* Double action hydraulic cylinder
- \* Compact design
- \* Optional Kicker Wheel available

	MAXIMUM			
MODEL	# WHEELS	WORKING WIDTH	WEIGHT	LIST PRICE
BAT8-H	8	18' 5"	1445 lbs.	\$14,199
BAT10-H	10	21' 8"	1644 lbs.	\$15,099
BAT12-H	12	24' 3"	1886 lbs.	\$16,999

## OPTIONS:

MODEL	DESCRIPTION	LIST PRICE
RO180-32136	Kicker Wheel Attachment	\$1199
RO180-32659	Wind Guard for Rake Wheels (Sold Individually)	\$80

# ROTARY RAKE



Enorossi's Single & Double Rotary Rakes comes standard with pneumatic pivoting wheels and heavy tubular tine arms that are removable for transport. Rotary rakes come with oil bath gearbox and cardan shaft with slip clutch. Lateral deflector for windrow formation and the HIGHSPACE system allows the machine to be raised up to 50cm in order to drive over windrows

- \* 11'6" to 25'6" Max. Working Width
- \* Extra heavy duty frame and components
- \* Hydraulic transport lift standard
- \* Great economic option for those smaller-range tractors and hilly conditions
- \* Heavy-duty, sealed oil bath gearbox

MODEL	# WHEELS	WORKING WIDTH	WEIGHT	LIST PRICE
RR350	9	11.6 ft	827 lbs.	\$9799
RR420EVOPT	11	13.9 ft	1370 lbs.	\$15,299
ENODUO780	22	23/25.6 ft	3951 lbs.	\$47,499

# COMBI-RAKE RV

## 3 Pt. Hitch

Fransgård

[Click for Video](#)



The Fransgård Basket type rake is designed to deliver fast and even drying of your crop of hay. The pickup tines are lowered into working position by centrifugal force and follow the terrain contour in a uniform fashion. This rake can both windrow or act as a tedder.

- \* Transport Width: 8 ft 2in
- \* Working Speed: 8 to 15 km
- \* HP Requirement: 30 HP
- \* Number of tines: 10 per rotor
- \* Tires: Two 15 x 6.00
- \* CAT I, 3 Pt. hitch
- \* 540 RPM PTO with slip clutch

MODEL	DESCRIPTION	WORKING WIDTH	WEIGHT	LIST PRICE
RV300	Rake / Tedder 3 Pt.	10' (300cm)	785 lbs.	\$9679

# CRIMPER



The Tar River Implement Roller Crimper is a tool designed to terminate cover crops by crimping the stalk rather than cutting it during its "dough stage". This process has several benefits, including the conservation of soil moisture, reduction of erosion, lessening the need for herbicides and addition of organic matter to the soil. It also suppresses weed growth and helps to cool soil temperatures during the summer months. It is available in a 6' and 8' working widths and is a useful tool for farmers and agricultural professionals who want to manage their soil health.

## CMP-6

- \* Overall width 77"
- \* CAT 1-2 hitch
- \* Maximum weight with water 1564 lbs.

## CMP-8

- \* Overall width 100"
- \* CAT 1-2 hitch
- \* Maximum weight with water 1987 lbs.

MODEL	WORKING WIDTH	MINIMUM HP	WEIGHT	LIST PRICE
CMP-6	72"	30	1127 lbs.	\$8099
CMP-8	96"	40	1404 lbs.	\$9199

# HAY HANDLING ATTACHMENTS

## Bucket Mount



BBSF20



CBSF2000

[Click for Video](#)



CBSF3028

MODEL	DESCRIPTION	WEIGHT	LIST PRICE
BBSF20	2,000 Lb. Bolt-on Bucket Bale Spear Single tapered forged tine for use with tight center bales	68 lbs.	\$699
CBSF2000	2,000 Lb. Clamp-on Bucket Bale Spear Chain and turnbuckle system. 42" long Single tapered forged tine for use with tight center bales.	79 lbs.	\$819
CBSF2028	3000 Lb. Clamp-on bucket Uses chain and turnbuckle system. Two 42" tapered forged spears	102 lbs.	\$1269
CBSF3028	4000 Lb. Clamp-on bucket THREE bales spear. Uses 2 chains & turnbuckle system. Three 42" tapered forged spears	185 lbs.	\$1839

# HAY HANDLING ATTACHMENTS

## Front Loader or Skid Steer



FLBS3000



FLBS2200

[Click for Video](#)

MODEL	DESCRIPTION	WEIGHT	LIST PRICE
FLBS2200	2200 lb. rated Single Loader Bale Spear. Single 42" tapered forged spear. Requires Optional Interfacing. Quick Attach Brackets (not included)	121 lbs.	\$989
FLBS3000	3000 lb. rated Dual Loader Bale Spear Two 42" forged tapered Spears. Requires Optional Interfacing Quick Attach Brackets (not included)	136 lbs.	\$1169



SSB3000

MODEL	DESCRIPTION	WEIGHT	LIST PRICE
SSB3000	Skid Steer Double Bale Spear. Rated at 3000 lbs. Bolt-in tapered spears have usable length of 42". Designed to fit "universal" skid steer quick attach system	146 lbs.	\$1329

**HAY HANDLING  
ATTACHMENTS  
AL0 GLOBAL STYLE  
QUICK ATTACH LOADERS**



[Click for Video](#)



GLB2200



GLB3000

MODEL	DESCRIPTION	WEIGHT	LIST PRICE
GLB2200	2200 lb. Single Bale Spear 42" tapered forged spear with two 1" x 8-1/2" balance spikes	114 lbs.	\$1099
GLB3000	3000 lb. Dual Bale Spear Two 42" forged tapered spears, spaced 30" apart	128 lbs.	\$1299

**HAY HANDLING  
ATTACHMENTS**  
**3 Pt. Hitch Only**



HHU2045

[Click for Video](#)



BSF1523

**BALE SPEAR**

MODEL	DESCRIPTION	WEIGHT	LIST PRICE
BSF1523	1,800 Lb. 3 Pt. Bale Spear Cat. 1 & 2. Single spear is 44" tapered forged spear for excellent penetration into the bale, w/welded balance spears.	60 lbs.	\$539

**HAY HANDLER / BALE UNROLLER**

MODEL	DESCRIPTION	WEIGHT	LIST PRICE
HHU2045	2,000 lb. 3 Pt. Hay Handler/Unroller 4' to 5' width & up to 6' diameter bales. Cat. 1, 2 & 3. 3 Narrow Quick Hitch. Use 2.5" x 8" Hydraulic Cylinder (Not included.)	310 lbs.	\$2159

# HAY HANDLING ATTACHMENTS

## Tractor Loader & Skid Steer Mount Bale Squeeze



GLBH2072



SSBH2072

The GLBH2072/SSBH2072 Bale Squeeze for up to 2200 lb. features smooth curved clamping arms to prevent puncturing wrapped bales, yet securely clamping 4' to 6' bales during transport. Available in Universal Skid Steer quick attach and Euro/Global/Alo quick attach.

MODEL	DESCRIPTION	WEIGHT	LIST PRICE
GLBH2072	Round Bale Squeeze with Euro/Global/Alo Quick Attach. Includes hydraulic cylinder, less hydraulic hoses	525 lbs.	\$5399
SSBH2072	Round Bale Squeeze with Universal Skid Steer Quick Attach. Includes hydraulic cylinder, less hydraulic hoses	572 lbs.	\$5479

# HAY HANDLING ATTACHMENTS RW Spin Off



[Click for Video](#)

Designed as an efficient hay management tool for moving and feeding round bales. The Spin Off hydraulically rotates the bale, unwinding the hay into a wind-row.


- \* Eliminates wasted hay, only unroll what cattle will clean up in one hour
- \* Easy operation from cab of tractor or skid steer
- \* 3 Pt. hitch, front tractor loader or skid steer mount available
- \* Hydraulically driven for better operator control
- \* Rotates in both directions for easy feeding
- \* Cushion valve in the motor provides protection for hydraulic components
- \* 44" forged tapered spear
- \* GPM Requirement 8-10 GPM. Min. 1500 PSI
- \* 3 Pt. & skid steer models include hyd. hoses, tractor loader mount, less hyd. hoses. Less hyd. couplers

MODEL	DESCRIPTION	WEIGHT	LIST PRICE
FSO906	3 Pt Hitch Cat II/III Can be converted to Cat 1 with bushings & Cat 1 pins, (not included). Includes 2 hyd hoses, less couplers	250 lbs.	\$4669
FLSO907	Front tractor loader mount Less hyd hoses, less loader mounting brackets Optional brackets for most loader makes available	370 lbs.	\$5129
SSSO908	Skid Steer Mount Includes "Universal" skid steer quick attach bracket. Includes 2 hyd hoses (less couplers)	325 lbs.	\$5589

# 3 PT. MOLDBOARD PLOWS



6214



6112

These 3 Pt. hitch Cat.1 moldboard plows are ideal for the small acreage plowing. For sub compact and compact tractors. Made from heavy 1" x 4" steel bar with replaceable shares and moldboards. Optional depth control and coulter kits available.

MODEL	DESCRIPTION	WEIGHT	LIST PRICE
6112	One 12" Bottom Plow	290 lbs.	\$1779
6114	One 14" Bottom Plow	300 lbs.	\$1779
6214	Two 14" Bottom Plow	490 lbs.	\$2999
6216	Two 16" Bottom Plow	520 lbs.	\$2999

## **OPTIONS:**

MODEL	DESCRIPTION	LIST PRICE
MP080017	Depth Gauge Kit	\$449
MP080018	Coulter Blade Kit	\$449

One Coulter Blade Kit Required per Bottom

# POTATO

## Planter, Hiller & Digger



Planting



Hilling



Digging



This unique implement will do all three tasks with the greatest of ease. Attach the seat and rear cover board and plant your potatoes with ease. In mid-season bolt on the 18" sweep and hill the potatoes. At harvest time, go down the centre of the row with the sweep and watch the potatoes roll out on either side. Works like a dream.

- \* Cat. 1 3 Pt. hitch
- \* HP Requirements: 25

MODEL	DESCRIPTION	WEIGHT	LIST PRICE
1700166	3-in-1 Potato Planter, Hiller and Digger	170 lbs.	\$1399

*Weights indicated are base machine weight, not shipping weight*

# SINGLE SHANK FURROWER & SUB SOILER 3 Pt. Hitch



BSM100

TAR RIVER IMPLEMENTS offers a combination implement, that will dig a furrow or by changing the bottom furrow shovel to a sub soiler point can be used to fracture the soil for better air and water penetration. For tractors up to 30 HP

- \* CAT. I 3 Pt. Hitch
- \* Adjustable Digging Depth
- \* Heavy Duty Frame
- \* Shear pin protected
- \* c/w Standard 14" Furrower Shovel
- \* c/w Reversible Sub Soiler Point

MODEL	DESCRIPTION	WEIGHT	LIST PRICE
BSM100	Combo Furrower / Sub Soiler	88 lbs.	\$469

# MIDDLE BUSTER

# FARM-FLEET



Looking to conquer challenging digging and trenching tasks? Our Middle Buster is the ideal tool for breaking new ground, planting crops, or installing irrigation systems. Whether you're a farmer, landscaper, or homeowner, this durable and efficient implement makes tough digging effortless.

- \* Cat 1 3-point hitch
- \* Quick hitch compatible
- \* Digging Depth – Adjustable 6" - 8"
- \* Up to 40 H.P
- \* Furrower Width – 15"

MODEL	DEPTH	SCARIFIERS	HP REQ'D	WEIGHT	LIST PRICE
MB15	6" - 8"	15"	up to 40HP	100 lbs.	\$299

# HILLER / RIPPER



Compact Cat 1 3Pt hitch Hiller/Ripper

- \* 1 row hiller
- \* Adjustable Row Width with hi-low hitch
- \* Friction bearings and 18" disc blades
- \* Available with or without shank

MODEL	DESCRIPTION	WEIGHT	LIST PRICE
HKCI	Hiller / Ripper	192 lbs.	\$1549

## NOTES

[illegible]

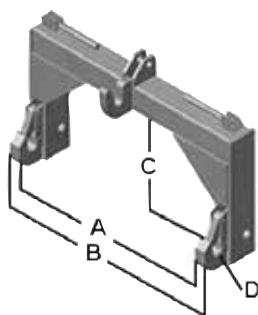
## NOTES

# QUICK HITCHES

# FARM-FLEET



FARM-FLEET quick hitches are built for fast, safe and easy connection and disconnection of 3 Pt. hitch implements. These quick hitches fit most CAT. I & II 3 Pt. Hitch tractors and implements.



QUICK HITCH SPECIFICATIONS			
MODEL	A	B	C
QHCAT1	27.25"	29.50"	14.50" - 17.25"
QHCAT1R	27.25"	29.50"	14.50" - 17.25"
QHCAT2	32.75"	36.25"	14.88"

- A Inside Hooks
- B Outside Hooks
- C Centerline Distance of lower pin to upper pin
- D Pocket sized for 1-7/16" pins or bushings

\* QHCAT1, QHCAT2 includes one set (pair) of adapter bushings

\* QHCAT1R has cat 1 lower hooks, no bushings required

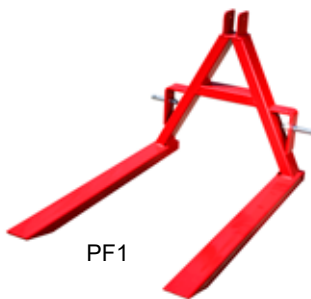
MODEL	DESCRIPTION	WEIGHT	LIST PRICE
QHCAT1	Cat. 1 (up to 50 HP)	90 lbs.	\$239
QHCAT1R	Cat. 1 (max 50 HP)	90 lbs.	\$219
QHCAT2	Cat. 2 (up to 100 HP)	150 lbs.	\$399

# TRAILER MOVER & PALLET FORKS



TM1

The trailer mover is designed to move empty trailers with the tractors Cat 1 3-Pt hitch. Trailer ball and receiver sold separately.



PF1

The 3 point hitch pallet forks are designed to carry 1200 lbs. These are a Cat. 1 hitch, and have 46" forks, on a 26" high frame.

## TRAILER MOVER

MODEL	DESCRIPTION	WEIGHT	LIST PRICE
TM1	Trailer mover	49 lbs.	\$469

## PALLET FORKS

MODEL	DESCRIPTION	WEIGHT	LIST PRICE
PF1	3 Pt hitch pallet fork	106 lbs.	\$559

**Limited Availability for 2022**

# HYDRAULIC TOP LINKS



TLC3110

## HYDRAULIC TOP LINK

MODEL	DESCRIPTION	WEIGHT	LIST PRICE
TLC2708	Cat. I, 2" bore x 8" stroke 1-1/8" dia. shaft	18 lbs.	\$459
TLC3110	Cat. II, 3" bore x 10" stroke 1-1/4" dia. shaft	26 lbs.	\$579

# POST HOLE DIGGERS

## 3 Pt. PTO & Hydraulic



500WS PHD



624H PHD

[Click for Video](#)



720 PHD



102165  
Parking stand



925 PHD



DFK50-70-90



924H PHD



Fish Tail Point

# POST HOLE DIGGERS

## 3 Pt. PTO & Hydraulic



- \* Heavy duty tubular steel stock on yoke & booms
- \* Large 2" round output shaft has two bolt auger connection
- \* Shear pin protected & shielded PTO drivelines.
- \* Down force kits available
- \* 3 position boom adjustment on PTO models
- \* 5 year limited gearbox warranty
- \* Trouble free tapered roller bearings & spring loaded seals
- \* Model 300 requires up to 25 HP
- \* Model 500WS requires 20-35 HP
- \* Model 720 requires 25-65 HP
- \* Model 925 requires 35-95 HP
- \* Parking Stands available.
- \* 924HC/EURO fits directly onto ALO loaders
- \* Model 624H Includes hydraulic hoses.
- \* Models 724H, 924H, 924HC/EURO. Do Not Include hydraulic hoses

MODEL	GEAR RATIO	HITCH SIZE	AUGER LENGTH	AUGER USAGE	WEIGHT	LIST PRICE
<b>3 PT. HITCH 540 RPM PTO</b>						
300	3:1	Cat. 0	30"	9" - 12"	149 lbs.	\$1559
500WS	3:1	Cat. 1 and 2	42"	6" - 12"	160 lbs.	\$1589
720	3.18:1	Cat. 1 and 2	42"	6" - 24"	206 lbs.	\$2099
925	4.1:1	Cat. 1 and 2	42"	6" - 30"	210 lbs.	\$2599
<b>HYDRAULIC DRIVE, Requires 10-20 gpm @ 1500-3000 psi</b>						
624H	3Pt. hitch	Cat 1 & 2 (inc. hyd hoses)	6" - 24"	182 lbs.	\$3799	
724H	Loader (bolt-on side plate)		6" - 24"	127 lbs.	\$3499	
924H	Skid steer quick attach mount		6" - 24"	210 lbs.	\$3599	
924HC	ALO loader mount		6" - 24"	220 lbs.	\$3449	

## AUGERS

MODEL	DESCRIPTION	WEIGHT	LIST PRICE
9SF	9" Single flight 30" long	28 lbs.	\$359
12SF	12" Single flight 30" long	32 lbs.	\$369
6HDDF	6" Double flight 42" long	32 lbs.	\$439
9HDDF	9" Double flight 42" long	47 lbs.	\$489
12HDDF	12" Double flight 42" long	54 lbs.	\$569
14HDDF	14" Double flight 42" long	76 lbs.	\$699
18HDDF	18" Double flight 42" long	98 lbs.	\$1049
24HDDF	24" Double flight 42" long	128 lbs.	\$1359
30HDDF	30" Double flight 42" long	190 lbs.	\$1739

### OPTIONS:

MODEL	DESCRIPTION	WEIGHT	LIST PRICE
170705	12" Auger Extension (extends 42" augers to 54")	16 lbs.	\$379
DFK50	*Down force kit for model 500WS	39 lbs.	\$959
DFK70	*Down force kit for model 720, 624H	40 lbs.	\$959
DFK90	*Down force kit for model 925	42 lbs.	\$959
	*Kit contains hydraulic cylinder & hoses		
102160	Parking stand for model 300	11 lbs.	\$229
102165	Parking stand for model 500/720	12 lbs.	\$259
102170	Parking stand for model 925	13 lbs.	\$279

*Weights indicated are base machine weight, not shipping weight*

# HYDRAULIC AUGER SYSTEMS

## EP Series



[Click for Video](#)



The new EP series of drive heads is built with a Danuser planetary, designed and manufactured by Danuser's own engineering team, creating a planetary with up to 42% more output torque than the competition. These units range from 6-35 GPM, up to 3500 PSI, and up to 4426 ft lbs of torque. Mounting is available for skid steer, front-end loader, excavator, and backhoe. 5 year warranty on drive unit, and lifetime covering output spindle pullout

- \* Designed with Danusers own planetary
- \* Compatible with 2" hex auger bits
- \* Skid steer mount has both centre and offset mounts
- \* Hoses routed to the top of the drive unit, allowing deeper digging with better hose protection
- \* Numerous options for augers available
- \* Does not include hoses.

MODEL	TYPE #	GPM REQUIRED	MAX AUGER	WEIGHT	LIST PRICE
DU180405	EP615	6-15 GPM	24"	139 lbs	\$3399
DU180406	EP1020	10-20 GPM	30"	139 lbs	\$3599
DU180407	EP1530	15-30 GPM	36"	142 lbs	\$3799
DU180408	EP2035	20-35 GPM	36"	150 lbs	\$4199

### Attachment Options

MODEL	DESCRIPTION	WEIGHT	LIST PRICE
DU180415	Skid steer quick attach mount centre & offset	156 lbs.	\$899
DU190052	Front end loader, Euro/Global offset	108 lbs.	\$969
DU192015	Universal kit, requires welding	65 lbs.	\$659
DU190203	Bolt-on mount	43 lbs.	\$569

# HYDRAULIC AUGER SYSTEMS



**Scan here to choose the right  
Auger  
for you!**

[Click for Video](#)

## **CAST HEAD AUGERS - 2" HEX, Difficult Ground Conditions**

MODEL	DESCRIPTION	WEIGHT	LIST PRICE
DU10657	6" double flight 48" long	48 lbs.	\$799
DU10663	9" double flight 48" long	89 lbs.	\$1239
DU10669	12" double flight 48" long	117 lbs.	\$1309
DU10678	18" double flight 48" long	168 lbs.	\$1949

## **FABRICATED AUGERS - 2" HEX, Light to Moderate Ground Conditions**

MODEL	DESCRIPTION	WEIGHT	LIST PRICE
DU10609	9" double flight 48" long	85 lbs.	\$789
DU10615	12" double flight 48" long	115 lbs.	\$889

## **ROCK DRILL - 2" HEX**

MODEL	DESCRIPTION	WEIGHT	LIST PRICE
DU10739	2" x 3' rock drill	30 lbs.	\$689

## **WOBBLE AUGER**

The Wobble Auger produces a hole with no loose dirt in the bottom or around the top of the hole. The offset shaft creates the hole, and the sides are spiral and checked hardface steel. Use on dirt, asphalt, sand, compacted rock, clay and embedded rock. The Wobble auger is for use with hydraulic auger drives only.



[Click for Video](#)

MODEL	DESCRIPTION	WEIGHT	LIST PRICE
DU20600	4" auger with 2" hex shaft	58 lbs.	\$689
DU20603	6" auger with 2" hex shaft	86 lbs.	\$869
DU20606	9" auger with 2" hex shaft	122 lbs.	\$1329

**More augers and options available.  
Please call for price and availability**

# HYDRAULIC AUGER SYSTEMS

## EP Series



HOSE KIT



HEX - 2"  
EXTENSION



HEX - 2" RD  
ADAPTOR

### HOSE KITS

MODEL	DESCRIPTION	LIST PRICE
DU196027	1/2" hose kit, 108" with flush face couplers	\$439
DU196025	1/2" hose kit, 108", no couplers	\$299
DU196056	1/2" hose kit for loader, 25' with flush face couplers	\$759

### ADAPTORS

MODEL	DRIVE UNIT	AUGER	WEIGHT	LIST PRICE
DU10921	2" hex	2-9/16" round	18 lbs.	\$459
DU10922	2" hex	2" round	18 lbs.	\$419
DU10924	2-9/16" round	2" round	12 lbs.	\$289
DU10925	2" round	2" hex	12 lbs.	\$249

### EXTENSIONS

MODEL	SIZE	LENGTH	WEIGHT	LIST PRICE
DU10910	2" hex	12"	20 lbs.	\$329
DU10911	2" hex	24"	32 lbs.	\$399

**More augers and options available.  
Please call for price and availability**

# POST DRIVER

## T3 Series



[Click for Video](#)

The T3 Post Driver is a small driver that delivers big time results. The top of the post is fully contained to prevent kick out and protected from damage by the strike plate. Use your tractor, skid-steer, mini-ex, loader, or backhoe to carry the weight of the driver. There are several mounting options, including an offset skid-steer quick attach which allows the operator to drive parallel to the fence line, and a bolt-on/weld-on bracket that mounts to almost any flat surface. Use down pressure from the host vehicle to drive more posts in the ground faster. The T3 Driver includes one bolt-on/weld-on bracket, hoses and flat face ISO couplers for simple plug and play operation. This is an ideal post driver for most farmers, ranchers, fencing contractors, and rental yards.

- \* **Drives T-Post and up to 3" OD pipe**
- \* **2000 lbs per stroke impact force**
- \* **6 strokes per second of 10 lb hammer weight**
- \* **Optional tilt bracket allows for 20° adjustments left or right**

MODEL	DESCRIPTION	WEIGHT	LIST PRICE
DU21300	T3 driver	116 lbs.	\$3449

**OPTIONS:**

MODEL	DESCRIPTION	WEIGHT	LIST PRICE
DU21305	T3 Driver skid-steer quick attach mount	117 lbs.	\$489
DU21355	T3 Driver skid-steer offset quick attach mount	230 lbs.	\$1319
DU21303	T3 Driver euro/global offset quick attach mount	126 lbs.	\$649
DU21302	T3 mount bracket bolt-on or weld-on	4 lbs.	\$39
DU21301	Tilt bracket assembly	15 lbs.	\$299

# POST DRIVERS

## 3 Pt. Hitch



[Click for Video](#)

Installing new fencelines? Replacing old ones? **WORKSAVER** post drivers are built to last with quality features designed to improve operator convenience, versatility, production and performance in all kinds of conditions. Available with either manual adjustment crank or hydraulic cylinder controlled for post alignment

### WITH MANUAL ADJUSTMENT

	HPD16	HPD22Q	HPD26Q
Maximum post size	5" x 9'	8 3/4" x 10'	11" x 10'
Impact at full stroke	32,000 lbs.	80,000 lbs.	110,000 lbs.
Impact at half stroke	16,000 lbs.	40,000 lbs.	55,000 lbs.
Hydraulic requirements	3 - 4 gpm	6 - 8 gpm	12 gpm
Minimum tractor size	20 - 22 HP	30 - 35 HP	50 - 55 HP
Hitch Type	Cat. I or II	Cat. I or II	Cat. II
Weight	600 lbs.	795 lbs.	N/A
<b>LIST PRICE</b>	<b>\$6479</b>	<b>\$8899</b>	<b>N/A</b>

### WITH HYDRAULIC ADJUSTMENT

	HPD16SHC	HPD22QSHC	HPD26QSHC
Tilt Adjustment	- Front/Back 17° each way from vertical - Side/Side 20° each way from vertical		
# of Tilt Cylinders	-Two (2) 3" x 6"		
Weight	875 lbs.	1035 lbs.	1215 lbs.
<b>LIST PRICE</b>	<b>\$11,299</b>	<b>\$13,599</b>	<b>\$16,499</b>

# POST DRIVERS

## Skid Steer



Hydraulic Adjust



Installing new fence lines? Replacing old ones? Setting post for livestock pens, feedlots, vineyards, etc. save time and eliminate backbreaking labour with a **WORKSAVER** Skid steer Post Driver.

### HYDRAULIC ADJUSTMENT & UNIVERSAL STYLE QUICK ATTACH BRACKET

(SPECIAL Order, not stocked)

	HPD16HSS	HPD22QHSS	HPD26QHSS
Tilt Adjustment	- Front/Back 17° each way from vertical - Side/Side 20° each way from vertical		
# of Tilt Cylinders	-Two (2) 3" x 6"		
Maximum post size	5" x 9'	8-3/4" x 10'	11" x 10'
Impact at full stroke	32,000 lbs.	80,000 lbs.	110,000 lbs.
Impact at half stroke	16,000 lbs.	40,000 lbs.	55,000 lbs.
Hydraulic requirements	3 - 4 gpm	6 - 8 gpm	12 gpm
Mount Type	Skid Steer	Skid Steer	Skid Steer
Weight	950 lbs.	1245 lbs.	1429 lbs.
LIST PRICE	\$12,999	\$15,599	\$18,499

**NOTE:** Return line package required depending on make and model of skid steer (order extra), please advise model of skid steer when ordering post driver return line.

# HAMMER POST DRIVER



[Click for Video](#)

Drives fence posts, sign posts, guard rails, median dividers, tent stakes, T-posts, pipe fence, and railroad ties with ease. With this innovative design, you can achieve a full stroke with every cycle or utilize the short stroke feature to fine tune your depth. The Hammer DOES NOT operate with springs, hydraulic cylinder, or return line. Grapple option can be added to any model for a true one-person operation (does not include t-posts). The grapple option will allow the operator to grab the post off the ground, load it into the machine, and drive it in the ground without leaving the seat. CB40 Breaker Kit is available to convert any Hammer post driver into a concrete breaker.

- \* **Models available for Skid-Steer, Front-End loader, and Euro/Global**
- \* **Drives anything from T-Post up to railway ties**
- \* **82,000 lbs per stroke impact force**
- \* **40" stroke with 300 lb hammer weight at 35 strokes per minute**
- \* **Optional tilt bracket allows for 20° adjustments left or right**
- \* **Loaded versions include tilt, grapple and additional 200 lb weight kit**
- \* **Requires 12 - 30 GPM**

MODEL	DESCRIPTION	WEIGHT	LIST PRICE
DU21000	For skid steer	915 lbs.	\$10,899
DU21001	For skid steer with grapple	955 lbs.	\$11,899
DU21002	For skid steer with tilt	1005 lbs.	\$14,599
DU21003	For skid steer with tilt & grapple	1045 lbs.	\$15,599
DU21003L	For skid steer (loaded)	1245 lbs.	\$16,399
DU21009L	For loader (loaded)	1241 lbs.	\$16,599
DU21013L	For euro/global (loaded)	1241 lbs.	\$16,699

## OPTIONS:

MODEL	DESCRIPTION	WEIGHT	LIST PRICE
DU21278	Concrete breaker kit	534 lbs.	\$3899
DU21163	Hammer additional 200 lb weight kit	220 lbs.	\$669
DU21149	T-post adaptor	22 lbs.	\$279
DU21212	Strike plate - horseshoe	20 lbs.	\$139
DU21395	Strike plate - donut	25 lbs.	\$139

# HORNET POST DRIVER



Quick and powerful post driver that utilizes jackhammer style power cell that offers controlled high-speed performance. The hydraulic grapple allows one person to pick up, load, and drive posts, making the Hornet an all-in-one driving solution.

The model T7 drives T-posts up to 7" diameter posts/pipes with 500-900 strikes/minute and compares to the 750 ft.-lb. energy class. The model T8-RR drives T-posts up to 8" diameter posts and pipes at 400-800 strikes/minute and compares to the 1,150 ft.-lb. energy class. The railroad tie flat driving tool allows the unit to drive railroad ties, posts and pipes up to 12"

- \* Flow control valve
- \* Tool-less quick change system
- \* One-person grapple option available

MODEL	DESCRIPTION	WEIGHT	LIST PRICE
DU214050	Hornet T7	1290 lbs.	\$13,999
DU214051	Hornet T7 with grapple	1410 lbs.	\$15,699
DU214100	Hornet T8-RR	1485 lbs.	\$15,299
DU214101	Hornet T8-RR with grapple	1615 lbs.	\$16,899

**Does not include driving tool**

## **OPTIONS:**

MODEL	DESCRIPTION	WEIGHT	LIST PRICE
DU21149	T-Post adaptor	22 lbs.	\$279
DU196067	T7 Domed Driving Tool	56 lbs.	\$959
DU196067F	T7 Flat Driving Tool	59 lbs.	\$959
DU196074	T8-RR Domed Driving Tool	74 lbs.	\$999
DU196074F	T8-RR Flat Driving Tool	78 lbs.	\$999
DU196074R	T8-RR Railroad Tie Flat Driving Tool	138 lbs.	\$2259

# HAMMER CONCRETE BREAKER



[Click for Video](#)

The Danuser Hammer model CB40 has a 40" drop hammer design that breaks up to 9" thick reinforced concrete. This low maintenance concrete breaker achieves a full stroke with every cycle, delivering 82,000 lbs of impact force. An innovative anti-dry fire feature prevents unnecessary firing which improves the durability of the machine. This is a great product for the industrial or commercial job site. Ideal for the demolition of parking lots, foundations, flooring, sidewalks, curbs, and more!

- \* Works on any Skid-Steer with 12-30 GPM
- \* Smooth operation with no shock back to the vehicle
- \* Less maintenance with drop hammer design
- \* CB40 Breaker Kit available to convert any Hammer post driver into a concrete breaker

MODEL	DESCRIPTION	WEIGHT	LIST PRICE
DU21017	Concrete breaker for skid steer	1080 lbs.	\$12,799

# ADAPTER ATTACHMENTS

## Universal Skid Steer Quick Attach System



835020



835095

[Click for More  
Information](#)

Elevate your tractor's productivity by converting its loader to the "Universal" Skid Steer quick attach system. WorkSaver adapter brackets feature all welded frames for durability and plated latch components.

MODEL	DESCRIPTION	WEIGHT	LIST PRICE
835020	Skid Steer to Euro/Global	163	\$2199
835095	Skid Steer to Cat. I Quick Hitch	158	\$1389
835100	Skid Steer to Cat. II Quick Hitch	210	\$1749
835230	Bush Hog M46 Series to Skid Steer	138	\$1549
832820	IH 2250 & 2255 Loader to Skid Steer Adapter	117	\$1669
831980	John Deere 240/245/260/265 Series to Skid Steer	164	\$1739
831875	John Deere 146/148/158 Series to Skid Steer	120	\$1529
832620	John Deere 300/400/500 Series to Skid Steer	116	\$1499
835070	Skid Steer to John Deere 400	104	\$1249
835205	Skid Steer to John Deere 500 Series	104	\$1259
832650	John Deere 600/700 to Skid Steer	155	\$1599
832815	John Deere 48 & 58 Loader Skid Steer Adapter	148	\$1669
835135	John Deere 200X/200CX/H120/H130/ H160/D120/D160 to Skid Steer	79	\$1369
835145	Mahindra Max 24L to Skid Steer	106	\$1179
835115	Mahindra Max 26L to Skid Steer	105	\$1169
832915	Kubota LA852 to Skid Steer	103	\$1669
832810	Kubota LA350, LA401, LA452 to Skid Steer	106	\$1599

# ADAPTER ATTACHMENTS

## Universal Skid Steer Quick Attach System Continued



835080

[Click for More  
Information](#)

MODEL	DESCRIPTION	WEIGHT	LIST PRICE
831725	Kubota LA1251, LA1301, LA1601 to Skid Steer	150	\$1739
835150	Kubota LA504, LA434 & LA534 Loader to Skid Steer Adapter	97	\$1229
835160	Kubota LA524 & LA525 Loader to Skid Steer Adapter	105	\$1239
831895	Massey Ferguson 238, 246, 938, 948, 1036, 1048 to Skid Steer	146	\$1669
835125	Massey Ferguson DL95 & New Holland 235TL to Skid Steer	73	\$1169
835140	McCormick 125C, Branson SL00, Kioti KL2510, & LS LL2101 to Skid Steer	95	\$1539
832885	New Holland 2109, 7109, 7209, 7210, 7309, 7310, 7410 to Skid Steer	130	\$1739
832830	New Holland 7308/7108 & Case IH L130 to Skid Steer	114	\$1669
832890	New Holland 14LA, 15LA, 16LA, 17LA, 18LA & Case IH LX114, LX116, LX118	111	\$1739
835250	New Holland 82LB, 84LB, 7614 Loader on NH Bidirectional Tractor to Skid Steer	250	\$2089
835190	Loaders used on Versatile 160, 256, 276 & Ford 9030 Bidirectional Tractors to Skid Steer	253	\$2089
835240	Westendorf TA-20 Series to Skid Steer	160	\$1676
835245	Westendorf TA-40 Series to Skid Steer	168	\$1719
832745	Yanmar Quick Attach to Skid Steer	110	\$1259
832655	Universal Skid Steer Adapter for Compact Pin-on Loaders	151	\$1439
832660	Universal Skid Steer Adapter for Standard Pin-on Loaders	156	\$1459

# ADAPTER ATTACHMENTS

## Universal Skid Steer Quick Attach System

### Continued



[Click for More  
Information](#)

MODEL	DESCRIPTION	WEIGHT	LIST PRICE
812445	Mini Skid Steer Trailer Mover	35	\$359
812440	Standard Skid Steer Trailer Mover	98	\$649
835215	Standard Skid Steer to Mini Universal Adapter	111	\$969
832540	WSP Weld-On Plate	47	\$319
832790	WSP-HD Weld-On Plate	96	\$549
835010	Mini Universal to Standard Skid Steer Adapter	127	\$1319
835080	3-pt. Hitch to Skid Steer Adapter	140	\$1389

## Sub-Compact Loaders with Single Center Cylinder

[Click for More  
Information](#)

WorkSaver has developed adapters for single cylinder loaders allowing them to use attachments with the "universal" skid steer interface, opening the door to a wide range of attachments. The adapters are built with 7-gauge material, to provide strength, yet keep their weight under 70 lbs. to allow the loader to have maximum lifting capacity, to get more done.

MODEL	DESCRIPTION	WEIGHT	LIST PRICE
835120	Kioti SL2410 to Skid Steer	74	\$1099
835130	Kubota LA240, LA243 to Skid Steer	76	\$1099
835110	Mahindra eMax 25L & TYM TX-25 to Skid Steer	77	\$1099

# ADAPTER ATTACHMENTS

## Euro/Global Standard Attaching System



[Click for More  
Information](#)

Elevate your tractor's productivity by converting its loader to the EuroGlobal standard system. WorkSaver adapter brackets feature all welded frames for durability and plated latch components.



MODEL	DESCRIPTION	WEIGHT	LIST PRICE
832550	Euro/Global to Skid Steer	123	\$1469
835075	Euro/Global to John Deere 400 Series	82	\$1219
835200	Euro/Global to John Deere 500 Series	95	\$1219
832631	Euro/Global to John Deere 600/700	131	\$1399
835030	John Deere 400/500 to Euro/Global	142	\$2379
835040	John Deere 600/700 Series to Euro/Global	161	\$2639
835255	New Holland 82LB, 84LB, 7614 Loader on NH Bidirectional Tractor to Euro/Global	277	\$2649
835195	Loaders used on Versatile 160, 256, 276 & Ford 9030 Bidirectional Tractors to Euro/Global	285	\$2649
835045	Universal Euro/Global Adapter for Standard Pin-on Loaders	185	\$2419
832630	Euro/Global Two Piece Weld-on Kit	36	\$379
832625	Euro/Global Heavy Duty Weld-on Plate	89	\$739

# Weld-on Plates and Kits



[Click for More  
Information](#)

Easily convert your bucket or other attachments to be used on your skid steer or Euro/Global/Alo loader with a Weld-on plate.

MODEL	DESCRIPTION	WEIGHT	LIST PRICE
NTW1001009	Weld-On Mini Skid Steer Plate	27	\$299
832540	WSP Weld-On Plate	47	\$316
832790	WSP-HD Weld-On Plate	96	\$549
832625	Euro Plate	89	\$739
832630	Euro Kit	36	\$379
835060	JD 300/400 Plate	68	\$509
835065	JD 400/500 Plate	84	\$559

# ADAPTER ATTACHMENTS



## Optional BOLT ON Brackets to interface with OEM Quick Attach

**CLICK on More Information to  
select the correct brackets on line**

**Call Farm Fleet at 519-461-1499 for pricing**

[Click for More  
Information](#)

AGCO-Allis	Farmtrac	Massey Ferguson
AGCO-White	Fendt	McCormick
Allied Farm King	Force	New Holland
ALO	Ford (See New Holland)	OEM Mfg.
Bobcat	Frey	Rhino
Branson	Gehl Wheel Loaders	Stoll
Bush Hog	Great Bend	Swinger Articulated
Case IH	John Deere	TYM
Caterpillar	Kioti	Valtra
Challenger	Koyker	Westerndorf
Cub Cadet	Kubota	Woods
Deutz-Fahr	LS	Wrangler
Dual (See Woods Loaders)	Manhindra	Zetor
Farmhand	Manitou	Compact Bolt-on Brackets

# MIXER - HYDRAULIC

## Skid Steer Mount



The **WORKSAVER** skid steer mixer has direct hydraulic drive of the gearbox which eliminates chain and sprocket maintenance and is ideal for all mixing applications and allows operator to mix, transport and place the concrete in the right location more efficiently. This unit has 5 Cu. Ft. capacity (1 bag mix) capacity of concrete.

### SKID STEER MOUNT

- \* Fits “Universal Style” skid-steer attachment system
- \* Hydraulically driven gear box
- \* Minimum hydraulic flow required 8 GPM
- \* Gear ratio 3.18 : 1
- \* All welded steel drum construction with internal paddles for uniform mixing and clean dumping
- \* Includes flow control valve (On-Off) for easy operation
- \* Hydraulic hoses included with connect under pressure flat faced couplers

MODEL	DESCRIPTION	WEIGHT	LIST PRICE
SS590	Skid steer hydraulic	395 lbs.	\$8299

## NOTES

[illegible]

## NOTES

# MEGA MIXER



[Click for Video](#)



Eliminate backbreaking labor with the Danuser Mega Mixer! From concrete to livestock feed, mix, scoop, and dispense a wide variety of materials with ease. With adjustable mounting brackets and pallet fork tine slots on both sides, conveniently dispense left or right. Built-in cutting edges and a robust design make it well-suited for scooping from piles. Comes standard with dual safety grates, including integrated bag busters, that can be opened individually from either side.

- \* Includes two 2' multi-link chutes which can be linked together
- \* 3/4 yard capacity (up to 1 yard with optional hopper extension)
- \* Bearing supported auger
- \* Heavy duty, low speed, high torque motor connected directly to auger
- \* Integrated cutting edges make scooping from piles easier
- \* Supports up to 25GPM, 3500 PSI hydraulics
- \* Includes hoses and flat face couplers

MODEL	DESCRIPTION	WEIGHT	LIST PRICE
DU170001	Mixer with all steel auger	898 lbs.	\$10,999

## OPTIONS:

MODEL	DESCRIPTION	WEIGHT	LIST PRICE
DU170095	Hopper extension	121 lbs.	\$1019
DU170100	24" Chute up to S/N 1280	15 lbs.	\$109
DU170103	36" Chute up to S/N 1280	22 lbs.	\$129
DU180700	24" Chute for S/N 1281+	15 lbs.	\$109
DU180701	36" Chute for S/N 1281+	22 lbs.	\$129
DU170110	5' Funnel with 6" hose	24 lbs.	\$849

# MAC BUCKET

## Material Handling Bucket & Mixer



Transport, Mix, and dispense concrete, wildlife feed, agriculture grains, gravel, asphalt and more! With a 1/2 yard base capacity (13.5 cubic ft.), and a 3/4 yard extended capacity (20 cubic ft.), the MAC Bucket replaces the manual labor of moving and mixing materials and is perfect for tight conditions where larger equipment is not ideal. This mixing and conveying (MAC) bucket features a skid-steer quick attach mount on both sides of the bucket, which allows for discharge from both the left and right sides. It is designed with no discharge gate and with the ability to self-load from loose piles, making the MAC Bucket a true one-person operation.

### DU230400

- \* Concrete
- \* Agriculture Grains
- \* Wildlife Feed
- \* Heavy wet material
- \* Includes Two (2) 24" Chutes and 7' length hoses with 1/2" flush-face couplers

### DU230401

- \* Dry material
- \* Low slump concrete
- \* Animal feed
- \* Asphalt
- \* Sand
- \* Includes Two (2) 24" Chutes and 7' length hoses with 1/2" flush-face couplers

MODEL	DESCRIPTION	WEIGHT	LIST PRICE
DU230400	Rubber auger	615 lbs.	\$7499
DU230401	Steel auger	620 lbs.	\$6999

### OPTIONS:

MODEL	DESCRIPTION	WEIGHT	LIST PRICE
DU230459	Hopper extension	83 lbs.	\$979
DU11019	24" Chute	14 lbs.	\$389

# CULTI-PACKER



Tar River Implements now has four sizes of Cultipackers available for your landscaping needs. Designed for 18-40 hp tractors. They are made with a 2" square tube main frame. The packer wheels are 9 1/2" cast iron steel. Category 1 quick hitch compatible.

- \* 9-1/2" cast iron packer wheels
- \* 2" x 2" x 1/4" square main frame

MODEL	WORKING WIDTH	HP	WEIGHT	LIST PRICE
CP-48L	48"	18-40	364 lbs.	\$3129
CP-60L	60"	18-40	439 lbs.	\$3499
CP-72L	72"	18-40	509 lbs.	\$3899
CP-84L	84"	18-40	578 lbs.	\$4359

# SPRING SHANK CULTIVATOR

**FIELDKING**



Designed for use in stone and root obstructed soil, these cultivators are designed for the toughest operations. Used for loosening and aerating soil to a depth of 9", and allows seed beds to be prepared quickly and economically. Individually spring loaded tines allow other tines to maintain correct depth if a hidden object is hit, as well as protecting the shank from possible breakage. Additional weight can be fit into frame, if required.

MODEL	# OF TINES	TILLAGE WIDTH	TRACTOR HP	WEIGHT	LIST PRICE
FKSLOEHD7	7	5' 1"	35-45	397 lbs.	\$1899
FKSLOEHD9	9	6'	40-50	595 lbs.	\$2199
FKSLOEHD11	11	7' 6"	55-65	760 lbs.	\$2699

# TRACTOR CANOPIES JUNIOR

**BARE-Co**



B3580 Shown



B3581 Shown



The **BARE-Co** junior canopy is moulded from virtually indestructible flexible U.V. stabilized polyethylene. The canopy is 34" wide x 47" long and is designed moulded to hug modern hoop type ROPS frames. Available in standard colours, universal mounting kit to fit most types of ROPS frames, order extra.

MODEL	DESCRIPTION	WEIGHT	PRICE
B2581	White Canopy	20 lbs.	\$499
B2582	Green Canopy	20 lbs.	\$499
B2583	Orange Canopy	20 lbs.	\$499
B2584	Blue Canopy	20 lbs.	\$499
B2585	Red Canopy	20 lbs.	\$499
B2586	Yellow Canopy	20 lbs.	\$499
B3580	Mounting Kit Mounts canopy to HOOP, CURVED or SQUARE TOP Both rigid or folding up to 30" wide with leg thickness up to 3-3/16" x 2"	17 lbs.	\$189
B3581	Mounting Kit Mounts the canopy OVERWIDTH ROPS frames with a width of more than 30" wide, with a leg thickness from 2" x 2" to 2" x 4"	13 lbs.	\$169

# TRACTOR CANOPIES

## STANDARD

**BARE-Co**



The **BARE-Co** standard canopy is moulded from virtually indestructible flexible U.V. stabilized polyethylene. The canopy is 45" wide x 60" long and is designed moulded to hug modern hoop type ROPS frames. Available in standard colours, universal mounting kit to fit most types of ROPS frames, order extra.

MODEL	DESCRIPTION	WEIGHT	PRICE
B2570	White Canopy	29 lbs.	\$649
B2571	Green Canopy	29 lbs.	\$649
B2572	Orange Canopy	29 lbs.	\$649
B2573	Blue Canopy	29 lbs.	\$649
B2580	Red Canopy	29 lbs.	\$649
B3600	Mounting Bracket Mounts the canopy to any folding or rigid hoop type ROPS frame up to 41-1/2" wide, with leg thickness up to 3-3/16" x 2"	17 lbs.	\$189
B2565	Mounting Bracket Mounts the canopy to overwidth ROPS frames, crossbar or leg width more than 41-1/2", leg thickness from 2" x 2" to 2" x 4"	13 lbs.	\$189
B4620	Mounting Bracket Mounts the canopy to ROPS frames up to 41-1/2" wide with leg thicknesses of 4" x 4", 5" x 2" or 6" x 2"	21 lbs.	\$239

# ROTARY BROOMS 3 Pt. HITCH PTO



[Click for Video](#)

The WORKSAVER 3 Pt. hitch 540 RPM PTO Rotary Broom mounts to any tractor with 540 RPM PTO. Keep your tractor and sweeper busy all year sweeping snow, dirt, thatch, leaves and other debris. Sweeps forward and can wind-row debris, to the front, right or left. If you reverse broom rotation, pulling action cleans thatch with out damaging grass. Mechanical brush drive, with optional manual angle, 30 degrees right or left, or optional hydraulic angle available. Height adjustment chains maintains even operating position. 32" diameter broom is available in poly, or combo 50/50 poly/wire. A double gearbox drive is used for smooth power transmission and low maintenance. Top "T-Shaft" gearbox allows for easy reversal of brush rotation.

- \* **Cat. 1, 3 Pt. hitch**
- \* **540 RPM PTO**
- \* **Optional Manual or hydraulic angle**  
**30 degrees right or left**
- \* **Height adjustment chains**
- \* **32" diameter brush**
- \* **Available in Poly, or 50/50 Poly/Wire brush**
- \* **Double gearbox drive**
- \* **Top "T-Shaft" gearbox allows easy reversal of brush rotation**

MODEL	DESCRIPTION	WEIGHT (LBS.)	LIST PRICE
RMB325P	5' Wide rotary broom with poly brush	640 lbs.	\$11,359
RMB325PW	5' Wide rotary broom with poly/wire brush	640 lbs.	\$11,359
RMB326P	6' Wide rotary broom with poly brush	740 lbs.	\$11,899
RMB326PW	6' Wide rotary broom with poly/wire brush	740 lbs.	\$11,899
RMB327P	7' Wide rotary broom with poly brush	840 lbs.	\$12,899
RMB327PW	7' Wide rotary broom with poly/wire brush	840 lbs.	\$12,899

OPTIONS:		
MODEL	DESCRIPTION	LIST PRICE
610702	Manual Angle Kit	\$299
610703	Hydraulic Angle Kit with hoses	\$959

# ROTARY BROOMS SKID STEER MOUNT



[Click for Video](#)

The WORKSAVER skid steer hydraulically driven rotary broom fits any make and model of skid steer with universal skid steer quick attach mounting. Hydraulic motor rated @ 16GPM continuous operation for maximum brush speed. Optional manual or hydraulic angling kit available. All hydraulic hoses sheathed and routed through integral loops for maximum protection. Flat-faced "connect under pressure" hydraulic couplers standard

- \* Universal skid steer quick attach mounting
- \* 16 GPM hydraulic motor
- \* 4.36 / 1 chain drive ratio to broom for excellent torque
- \* Heavy duty #60 drive roller chain
- \* Parking stands
- \* Step-through mount design for easy in/out of skid steer cab
- \* Greaseable pivot points for long life
- \* 32" diameter poly or poly/wire brush
- \* Optional manual or hydraulic angle adjustment kit available

MODEL	DESCRIPTION	WEIGHT	PRICE
SSMB325P	5'/60" Wide Rotary Broom with Poly Brush	720 lbs.	\$12,259
SSMB325PW	5'/60" Wide Rotary Broom with Poly/Wire Brush	714 lbs.	\$12,259
SSMB326P	6'/72" Wide Rotary Broom with Poly Brush	780 lbs.	\$12,999
SSMB326PW	6'/72" Wide Rotary Broom with Poly/Wire Brush	774 lbs.	\$12,999
SSMB327P	7'/84" Wide Rotary Broom with Poly Brush	840 lbs.	\$14,399
SSMB327PW	7'/84" Wide Rotary Broom with Poly/Wire Brush	833 lbs.	\$14,399

## **OPTIONS:**

	DESCRIPTION	LIST PRICE
610702	Manual Angle Adjustment Kit	\$299
610703	Hydraulic Angle Adjustment Kit	\$959
	inc'ds hyd. cylinder & hoses, less tips	
610940	Hydraulic Angle Adjustment Kit with Electric Hydraulic Solenoid control.	\$3029
	For skid steer rotary Brooms used on units equipped with only one set of remotes, inc'ds hyd. cylinder, hoses, valve, & flat faced couplers, Factory Installed	

*Weights indicated are base machine weight, not shipping weight*

# PYTHON WIRE WINDER & UNROLLER



[Click for Video](#)

The Danuser Python Wire Winder takes the bite out of rolling fence wire. This can roll over 1 km of barbed wire, or 10 km of smooth wire. The 2" hex connection mounts to existing hydraulic auger drives



- \* 2 tie wire locations
- \* 10 slot locations to start wire
- \* Tool-less operation
- \* Roll multiple wires at once

MODEL	DESCRIPTION	WEIGHT	LIST PRICE
DU170610	Python Wire Winder	90 lbs.	\$889

The Danuser Python Wire Unroller easily unrolls new and Python-rolled spools of barbed and smooth wire for faster fencing. This connects to a 2" receiver hitch, with optimal clearance for open tailgates.



- \* Controlled spinning to prevent backlash
- \* Angled frame gives an extra 9" of ground clearance
- \* Built-in wire tensioner cleats for stretching and holding wire
- \* Contains rebar and T-post straightener for fence repair

MODEL	DESCRIPTION	WEIGHT	LIST PRICE
DU180606	Python Wire Unroller	69 lbs.	\$669

## NOTES

This image shows a full page of blank white paper with horizontal ruling lines. The lines are evenly spaced and run across the width of the page, providing a guide for writing. There are no margins, text, or other markings on the paper.

## NOTES



# ONTARIO AG EQUIPMENT

23703 Wellburn Road, St. Marys, ON N4X 1C6

Tel: 519-461-1099 Fax: 519-461-1599

Email: [sales@ontarioagequip.com](mailto:sales@ontarioagequip.com)



[www.ontarioagequipment.com](http://www.ontarioagequipment.com)